

## INFORMED CONSENT

### SUBSISTENCE STUDY FOR THE NORTH ALEUTIAN BASIN

#### Survey and Interview

North Aleutian Basin communities, Alaska

### CONSENT TO PARTICIPATE IN RESEARCH

You are asked to participate in a research study conducted by Dr. Katherine Reedy-Maschner and Dr. Herbert Maschner, Department of Anthropology, Idaho State University, 921 S. 8th Ave, Stop 8005, Pocatello, Idaho 83209. 208-282-6137, 208-282-2745. This study is being conducted for the U.S. Minerals Management Service's information request on subsistence harvests and uses in four communities nearest to the proposed oil and gas development in the North Aleutian Basin: Port Heiden, Nelson Lagoon, False Pass, and Akutan. You have been asked to participate in this research because you live in one of these communities, and you are a subsistence and/or commercial harvester or user of local wild resources. Your participation in this research project is voluntary. You should read the information below, and ask questions about anything you do not understand, before deciding whether or not to participate.

#### 1. PURPOSE OF THE STUDY

The purpose of this study is to document and describe subsistence harvests and sharing patterns as they relate to other aspects of your community. This study is occurring in anticipation of North Aleutian Basin oil and gas development. The Minerals Management Service is required by the Outer Continental Shelf Lands Act of 1953 (and amendments of 1978) and the National Environmental Policy Act of 1969 to assess the affects of OCS oil and gas activities near human and physical environments. This study will acquire and analyze relevant socioeconomic and sociocultural information from your community to obtain baseline data to accomplish this legal requirement. Some of the information is necessary for use in Environmental Assessments and Environmental Impact Statements.

#### 2. PROCEDURES

If you volunteer to participate in this study, we ask that you answer survey questions about your history, education, family, employment and other income sources, subsistence harvests and location, expenses, crew membership, commercial harvests, sharing, and resource changes. Surveys should take approximately 1 hour to complete, and will only occur once each. They may occur simultaneously or separately at your convenience. The survey and interview will take place in a location that is most convenient to you.

#### 3. POTENTIAL RISKS AND DISCOMFORTS

You may feel uncomfortable in providing personal information about income or family circumstances. You may be concerned about providing harvest levels and locations of wild resources. You may also be uncomfortable giving opinions about oil and gas development. In order to protect your identity, we have assigned codes to everyone in your community, and instead of using your names, we will use these codes. We will NOT identify you or your household. We will NOT provide your information to enforcement. We will NOT provide your opinions about development to MMS.

#### 4. ANTICIPATED BENEFITS TO SUBJECTS

While your own and your community's activities and interests will be included summarily in the Environmental Impact Statements and Environmental Assessments, you should not expect to benefit directly from participation in this research. You have the right to refuse participation in this research study.

#### 5. ANTICIPATED BENEFITS TO SOCIETY

Summary data resulting from this research will assist MMS in minimizing the impacts of oil and gas development on local subsistence and commercial harvesting activities. This study will also result in a broad picture of harvesting and sharing in an understudied part of the north.

#### 6. ALTERNATIVES TO PARTICIPATION

The only alternative to participation is to choose NOT to participate. If you choose not to participate, this will not affect your relationship to the researchers, to the Minerals Management Service, or to Idaho State University.

ADMINISTRATOR: REMOVE THIS PAGE FROM THE SURVEY

## **7. PAYMENT FOR PARTICIPATION**

You will be given an honorarium for your participation at a rate prearranged with the local tribal council.

## **8. FINANCIAL OBLIGATIONS**

There are no financial obligations on your part.

## **9. PRIVACY AND CONFIDENTIALITY**

The only people who will know that you are a research subject are members of the research team. Because the survey and interview data may be accessed under the Freedom of Information Act (5 USC 552), every participant in the study will be assigned a code at the start of the study to be used throughout the study. No information about you, or provided by you during the research, will be disclosed to others without your written permission, except (a) if necessary to protect our rights or welfare (for example, if you are injured), or (b) if required by law. When the results of the research are published or discussed in conferences, no information will be included that would reveal your identity. Your tribal council will be given a draft report to review before the final submission to MMS. You have the right to request review of the draft report.

All data will be stored in a locked cabinet in Dr. Reedy-Maschner's office at Idaho State University. At the end of the study, copies will be provided to MMS. No personal identifying information will be given to MMS and all codes will be maintained. Only Dr. Reedy-Maschner and Dr. Maschner will have access to the codebooks.

Dr. Reedy-Maschner retains the right to store databases, fieldnotes, and other raw data from this project. The data from this project may be used in future reports, presentations or publications. Coding procedures will be maintained and no personal information will be disclosed in any future uses of the data.

## **10. PARTICIPATION AND WITHDRAWAL**

Your participation in this research is VOLUNTARY. If you choose not to participate, that will not affect your relationship with Idaho State University or MMS.

## **11. WITHDRAWAL OF PARTICIPATION BY THE INVESTIGATOR**

The investigator may withdraw you from participating in the research if circumstances arise which warrant doing so. The decision may be made either to protect your health and welfare, or because it is part of the research plan. If you must drop out because the investigator asks you to (rather than because you have decided on your own to withdraw), you will still be paid for the time you have given the study.

## **12. IDENTIFICATION OF INVESTIGATORS**

This survey will not place you in physical risk. The identity of every research participant will be kept confidential. If you have any questions about the research, please feel free to contact Dr. Katherine Reedy-Maschner or Dr. Herbert Maschner, Department of Anthropology, Idaho State University, Pocatello, Idaho 83209, 208-282-6137 or 208-282-2745. You may also contact the Contracting Officer's Representative Chris Campbell, MMS Alaska Region at 907-334-5264.

## **13. RIGHTS OF RESEARCH SUBJECTS**

You may withdraw your consent at any time and discontinue participation without penalty. You are not waiving any legal claims, rights or remedies because of your participation in this research study. If you have any questions regarding your rights as a research subject, you may contact the Human Subjects Committee office at 208-282-2179 or by writing to the Human Subjects Committee at Idaho State University, Mail Stop 8130, Pocatello, ID 83209.

**SIGNATURE OF RESEARCH SUBJECT OR LEGAL REPRESENTATIVE**

I have read (or someone has read to me) the information provided above. I have been given an opportunity to ask questions, and all of my questions have been answered to my satisfaction. I have been given a copy of the informed consent form.

**BY SIGNING THIS FORM, I WILLINGLY AGREE TO PARTICIPATE IN THE RESEARCH IT DESCRIBES.**

RESPONDENT

\_\_\_\_\_

(signature)

\_\_\_\_\_

(date)

\_\_\_\_\_

(printed name)

INVESTIGATOR

\_\_\_\_\_

(signature)

\_\_\_\_\_

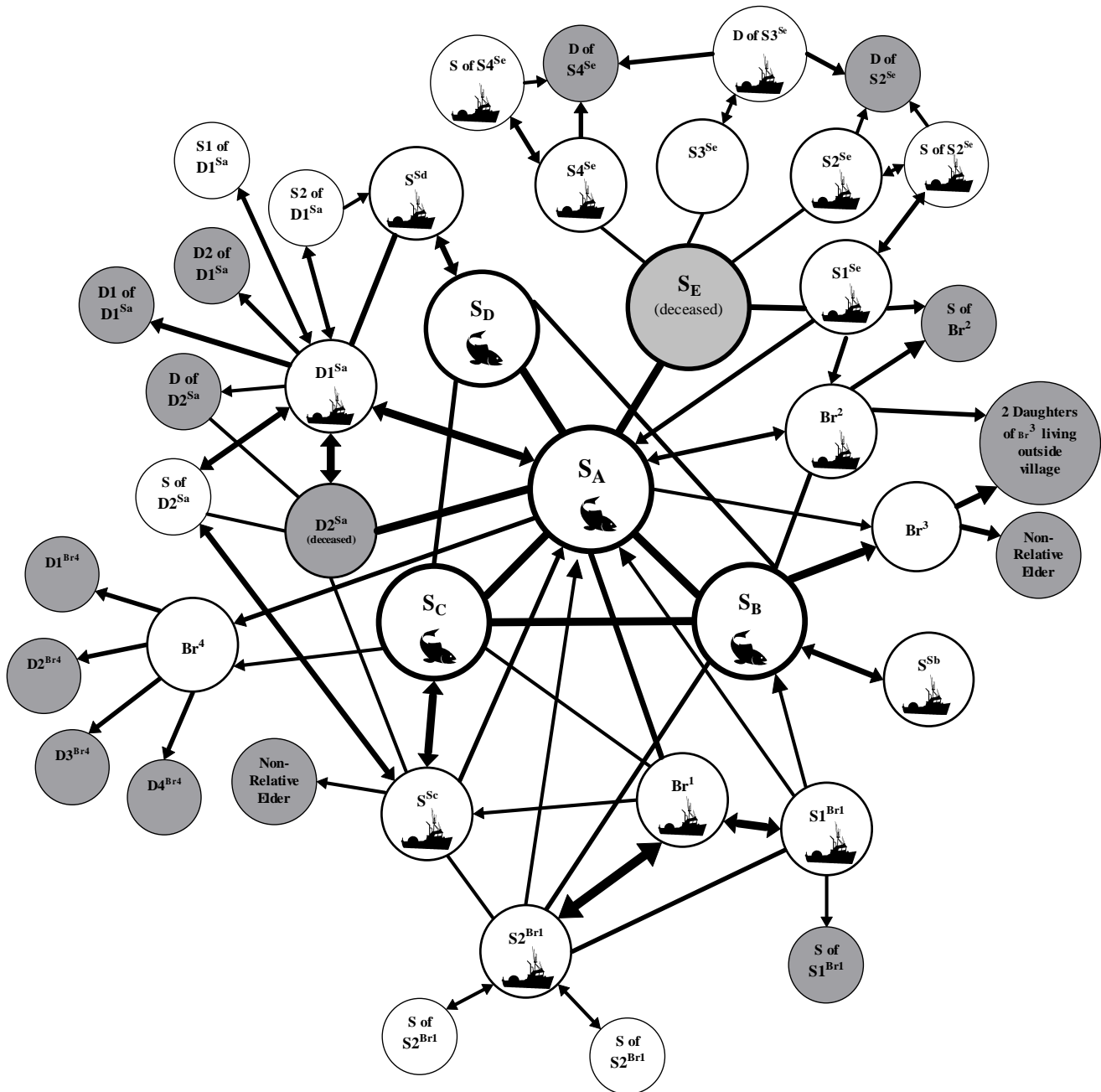
(date)

\_\_\_\_\_

(printed name)

## SOCIAL NETWORK ANALYSES

The diagram below is an example of a social network from the community of King Cove, Alaska, in 2004. The chart is organized around five sisters ( $S_{A-E}$ ), with  $S_A$  as the primary matriarch.  $Br^{1-4}$  indicates four of their brothers,  $S$  indicates “Son of,” and  $D$  indicates “Daughter of”. Vessel symbols within a circle indicate that the person has a commercial salmon permit and boat. Fish indicate in whose hands the bulk of salmon first land when brought to shore. Arrows indicate movement of fish, with the thickness indicating relative quantity. Shaded circles indicate where the fish stops, meaning these are children, elders or others who through life’s circumstances do not contribute back into the network with fish products procured on their own. This chart shows that sharing networks are large multi-household, multi-vessel systems in which fish flow in every direction. Disruptions in one section through, for example, a death in the family, loss of permit, loss of boat, illness, etc, can often be compensated for by others in the network. This is an example of the kinds of data we will produce showing relationship strengths, interaction, kinship, and assets. We can examine, model, and quantify social networks surrounding subsistence related resources via production, processing, distribution, and consumption. This will allow us to also model changes following potential threats to the network. In order to draw this type of network, we need to ask you questions about harvest quantity and sharing.



ADMINISTRATOR: REMOVE THIS PAGE FROM THE SURVEY

# SUBSISTENCE STUDY FOR THE NORTH ALEUTIAN BASIN

**OMB Control Number:** 1010-0181

**Expiration Date:** 2/28/2013

**TERMS OF CLEARANCE:** This information collection request is approved for three years, subject to the following terms of clearance: Consistent with OMB policy of minimizing household surveys during the 2010 Census of Population and Housing, agencies have been directed to minimize Federal Agency sponsored household surveys of all kinds from March 1, 2010, through August 20, 2010. Census activities begin earlier in Alaska, with northern Alaskan census activities occurring between January 25, 2010, and April 30, 2010, and southern Alaskan census activities occurring between March 22, 2010, and May 29, 2010. Therefore, the Agency must complete all survey work prior to March 22, 2010. If the work remains incomplete due to unforeseen circumstances, the Agency may only continue survey activities after May 29, 2010.

Idaho State University

Department of Anthropology

921 S. 8th Ave, Stop 8005

Pocatello, Idaho 83209

Contract #M08PC20053

Under contract with

U.S. Department of Interior

Minerals Management Service

Alaska OCS Region

Environmental Studies Section

3801 Centerpoint Drive, Suite 500

Anchorage, Alaska 99503

Community\_\_\_\_\_

HH Code\_\_\_\_\_

Respondent Code\_\_\_\_\_

Interviewer\_\_\_\_\_

Interview Date\_\_\_\_\_

Start time\_\_\_\_\_

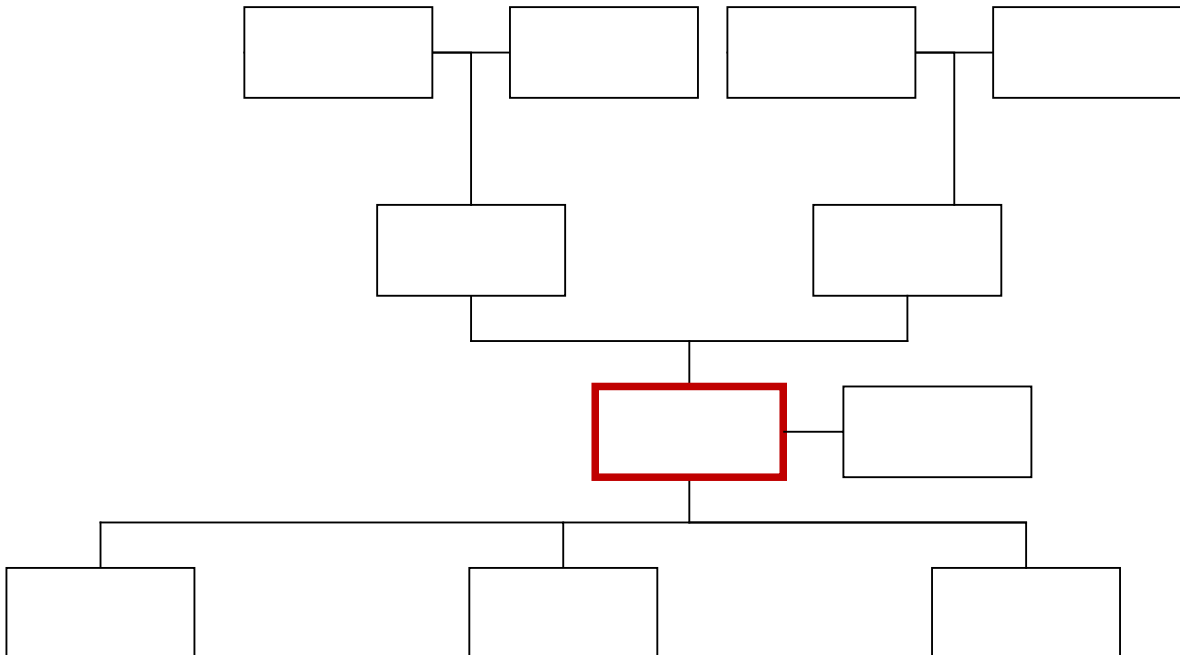
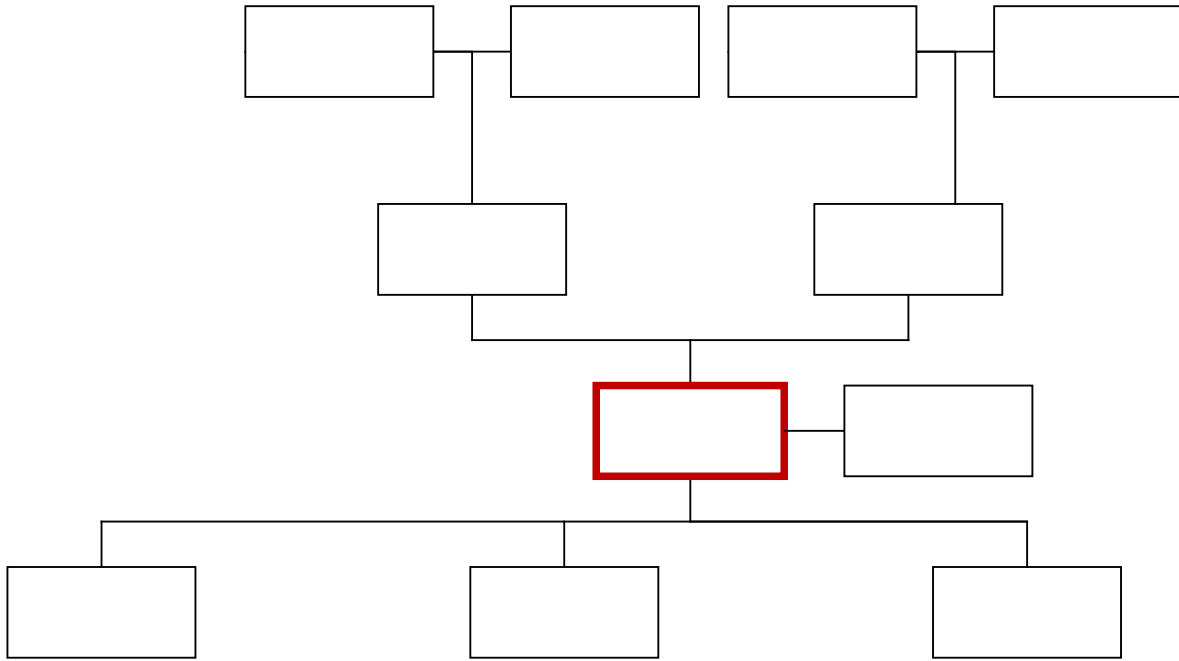
Stop time\_\_\_\_\_

Data Entered by\_\_\_\_\_

Supervisor KLR-M

## GENEALOGY

In order to keep track of people without using names, we use codes. We have assigned codes to every adult in your community and put them on cards. Before we begin, we need to pull out the cards for your immediate relatives and the people who help your household the most. We will assign additional codes to those from outside your community or not yet coded. (Use code worksheet at the end of the survey). For this genealogy page we will use codes to include your and your spouse's/partner's immediate relatives. (Use the red boxes for the Survey Respondents and add additional boxes/relationships as necessary)



HOUSEHOLD INFORMATION

Between JANUARY and DECEMBER of last year, please list all the members of your household.

	PERSON CODE	MALE OR FEMALE	ALASKA NATIVE	OTHER ANCESTRY (SCANDANAVIAN, RUSSIAN, JAPANESE, ETC)	WHEN WAS THIS PERSON BORN?	HOW IS THIS PERSON RELATED TO HEAD?	LAST GRADE OF SCHOOL COMPLETED?	WHERE BORN?	YEARS IN COMMUNITY?
ID#	(FROM CODE BOOK)	(circle)	(circle)	(DESCRIBE)	(YEAR)	(RELATION)	(GRADE)	(PLACE)	(YEARS)
01 HEAD		M F	Y N						
02 HEAD		M F	Y N						
03		M F	Y N						
04		M F	Y N						
05		M F	Y N						
06		M F	Y N						
07		M F	Y N						
08		M F	Y N						
09		M F	Y N						
10		M F	Y N						

SUBSISTENCE HARVESTER INFORMATION

Between JANUARY and DECEMBER of last year please list all household members' subsistence activities.

ID#	WAS THIS PERSON AN ACTIVE SUBSISTENCE HARVESTER?		IN WHICH MONTHS OF LAST YEAR WAS THIS PERSON ABLE TO HUNT, FISH, OR GATHER?  (circle)	IF THIS PERSON WAS NOT ABLE TO HUNT, FISH OR GATHER ANY MONTH BETWEEN JANUARY AND DECEMBER,, ...WHY NOT?								("X" ALL THAT APPLY, EXPLAIN "OTHER")
	Y	N		TOO OLD	TOO YOUNG	IN SCHOOL	WORKING	BABYSITTING	HEALTH	ABSENT	OTHER	
01 HEAD	Y	N	J F M A M J J A S O N D									
02 HEAD	Y	N	J F M A M J J A S O N D									
03	Y	N	J F M A M J J A S O N D									
04	Y	N	J F M A M J J A S O N D									
05	Y	N	J F M A M J J A S O N D									
06	Y	N	J F M A M J J A S O N D									
07	Y	N	J F M A M J J A S O N D									
08	Y	N	J F M A M J J A S O N D									
09	Y	N	J F M A M J J A S O N D									
10	Y	N	J F M A M J J A S O N D									



**SALMON HARVESTING**

Do you fish for SALMON for subsistence?..... Y N (circle)  
 Between January and December of last year, did you USE or TRY TO HARVEST salmon?..... Y N (circle)  
 If NO, go to the next page.

If YES, continue on this page...

Please estimate how many SALMON you harvested for subsistence this year, including all methods. If fishing with others, report ONLY YOUR SHARE of the catch. Include SALMON you kept, gave away, lost to spoilage, et cetera.

	HOW MANY (___) DID YOU HARVEST LAST YEAR					UNITS  (ind, lbs, etc)	WERE THERE LESS, SAME, OR MORE (___) AVAILABLE THAN IN PAST YEARS  (CIRCLE)
	DID YOU HARVEST (___) LAST	CAUGHT WITH GILL NET OR SEINE	CAUGHT WITH ROD AND REEL	KEPT FROM COMMERCIAL FISHING	IF KEPT FROM COMMERCIAL, TARGETED?		
	(CIRCLE)				(CIRCLE)		
CHUM SALMON	Y N				Y N		L S M ?
PINK SALMON	Y N				Y N		L S M ?
COHO SALMON	Y N				Y N		L S M ?
SOCKEYE SALMON	Y N				Y N		L S M ?
KING SALMON	Y N				Y N		L S M ?
UNK. SALMON	Y N				Y N		L S M ?
These columns should include all the salmon harvested by this household.							"?" means "I don't know"

Last year, did you receive salmon from others? Y N (circle) If Yes, complete page 10.

Last year, did you give salmon away to others? Y N (circle) If Yes, complete page 10.

If No, turn to page 11.

SALMON NETWORK

For each network page, list the people who you gave to and/or received from. List the species, amount and the units. Refer to previous page for species list. If you gave more than one type of product to one person, list them separately. If you shared salmon, complete part I. If you received salmon, complete part II.

PART I					PART II				
	PERSON CODE FOR WHO YOU GAVE TO	HOW MUCH SALMON DID YOU GIVE THIS PERSON	UNITS/ PRODUCTS	IS THAT AMOUNT A FEW, SOME, OR LOTS?		PERSON CODE FOR WHO YOU RECEIVED FROM	HOW MUCH DID YOU RECEIVE FROM THIS PER-	UNITS/ PRODUCTS	IS THAT AMOUNT A FEW, SOME, OR LOTS?
NAME SPECIES	00000	NUMBER	WHOLE FISH, GALS, LBS, CASES, JARS, ETC	(CIRCLE ONE)	NAME SPECIES	00000	NUMBER	WHOLE FISH, GALS, LBS, CASES, JARS, ETC	(CIRCLE ONE)
1ST SALMON SPECIES				F S L	1ST SALMON SPECIES				F S L
2ND SALMON SPECIES				F S L	2ND SALMON SPECIES				F S L
3RD SALMON SPECIES				F S L	3RD SALMON SPECIES				F S L
4TH SALMON SPECIES				F S L	4TH SALMON SPECIES				F S L
5TH SALMON SPECIES				F S L	5TH SALMON SPECIES				F S L
6TH SALMON SPECIES				F S L	6TH SALMON SPECIES				F S L
7TH SALMON SPECIES				F S L	7TH SALMON SPECIES				F S L
8TH SALMON SPECIES				F S L	8TH SALMON SPECIES				F S L
9TH SALMON SPECIES				F S L	9TH SALMON SPECIES				F S L
10TH SALMON SPECIES				F S L	10TH SALMON SPECIES				F S L

Between January and December of last year, did you get enough SALMON for your needs?..... Y N (circle)  
 If NO, why did you not get enough SALMON for your needs?  
 Resource \_\_\_\_\_ Reason \_\_\_\_\_  
 Resource \_\_\_\_\_ Reason \_\_\_\_\_

Do the people you share with or receive from (that is, your salmon network) change with changes in the availability of salmon? Y N (Circle)

If Yes, how does this network change? \_\_\_\_\_  
 \_\_\_\_\_  
 \_\_\_\_\_

**FRESHWATER FISH HARVESTING**

Do you fish for FRESHWATER FISH for subsistence?..... Y N (circle)  
 Between January and December of last year, did you USE or TRY TO HARVEST freshwater fish?..... Y N (circle)  
 If NO, go to the next page.

If YES, continue on this page...

Please estimate how many FRESHWATER FISH you harvested for subsistence this year, including all methods. If fishing with others, report ONLY YOUR SHARE of the catch. Include FRESHWATER FISH you kept, gave away, lost to spoilage, et cetera.

HOW MANY (___) DID YOU HARVEST LAST YEAR?								
	DID YOU HARVEST (___) ?	CAUGHT WITH GILL NET OR SEINE	CAUGHT WITH ROD AND REEL	ICE FISHING	WITH OTHER GEAR	KEPT FROM COMMERCIAL FISHING	UNITS	WERE THERE LESS, SAME, OR MORE (___) AVAILABLE THAN IN PAST YEARS
	(CIRCLE)						(ind, lbs, etc)	(CIRCLE)
DOLLY VARDEN	Y N							L S M ?
STEELHEAD	Y N							L S M ?
RAINBOW TROUT	Y N							L S M ?
LAKE TROUT	Y N							L S M ?
UNK TROUT	Y N							L S M ?
OTHER FRESHWATER FISH (NAME)	Y N							L S M ?
OTHER FRESHWATER FISH (NAME)	Y N							L S M ?
OTHER FRESHWATER FISH (NAME)	Y N							L S M ?

"?" means "I don't know"

Last year, did you receive FRESHWATER FISH from others? Y N (circle) If Yes, complete page 12.

Last year, did you give FRESHWATER FISH away to others? Y N (circle) If Yes, complete page 12.

If No, turn to page 13.

**FRESHWATER FISH NETWORKS**

If you **gave away** FRESHWATER FISH last year, complete part I. Refer to previous page for species list.  
 If you **received** FRESHWATER FISH from others, complete part II.

**PART I**

	PERSON CODE FOR WHO YOU GAVE TO	HOW MUCH FISH DID YOU GIVE THIS PERSON	UNITS/ PRODUCTS	WOULD YOU SAY THAT AMOUNT WAS A FEW, SOME,
NAME SPECIES	00000	NUMBER	WHOLE FISH, GALS, LBS, CASES, JARS, ETC.	(CIRCLE ONE)
1ST FRESHWATER SPECIES				F S L
2ND FRESHWATER SPECIES				F S L
3RD FRESHWATER SPECIES				F S L
4TH FRESHWATER SPECIES				F S L
5TH FRESHWATER SPECIES				F S L
6TH FRESHWATER SPECIES				F S L
7TH FRESHWATER SPECIES				F S L
8TH FRESHWATER SPECIES				F S L

**PART II**

	PERSON CODE FOR WHO YOU RECEIVED FROM	HOW MUCH FISH DID YOU RECEIVE FROM THIS PERSON	UNITS/ PRODUCTS	WOULD YOU SAY THAT AMOUNT WAS A FEW, SOME, OR LOTS?
NAME SPECIES	00000	NUMBER	WHOLE FISH, GALS, LBS, CASES, JARS, ETC.	(CIRCLE ONE)
1ST FRESHWATER SPECIES				F S L
2ND FRESHWATER SPECIES				F S L
3RD FRESHWATER SPECIES				F S L
4TH FRESHWATER SPECIES				F S L
5TH FRESHWATER SPECIES				F S L
6TH FRESHWATER SPECIES				F S L
7TH FRESHWATER SPECIES				F S L
8TH FRESHWATER SPECIES				F S L

Between January and December, did you get enough FRESHWATER FISH for your needs?..... Y N (circle)

If NO, why did you not get enough FRESHWATER FISH for your needs?

Resource \_\_\_\_\_ Reason \_\_\_\_\_

Resource \_\_\_\_\_ Reason \_\_\_\_\_

Do the people you share with or receive from (that is, your freshwater fish network) change with changes in the availability of these fish? Y N (Circle)

If Yes, how does this network change? \_\_\_\_\_  
 \_\_\_\_\_  
 \_\_\_\_\_

**MARINE FISH HARVESTING**

Do you fish for MARINE FISH for subsistence?..... Y N (circle)  
 Between January and December of last year, did you USE or TRY TO HARVEST marine fish?..... Y N (circle)  
 If NO, go to the next page.

If YES, continue on this page...

Please estimate how many MARINE FISH you harvested for subsistence this year, including all methods. If fishing with others, report ONLY YOUR SHARE of the catch. Include MARINE FISH you kept, gave away, lost to spoilage, et cetera.

HOW MANY (____) DID YOU HARVEST LAST YEAR?								
	DID YOU HARVEST (____)? (CIRCLE)	CAUGHT WITH GILL NET OR SEINE	CAUGHT WITH LONG LINE	CAUGHT WITH ROD AND REEL	WITH OTHER GEAR (POTS?)	KEPT FROM COMMERCIAL FISHING	UNITS (ind, lbs, etc)	WERE THERE LESS, SAME, OR MORE (____) AVAILABLE THAN IN PAST YEARS (CIRCLE)
HALIBUT	Y N							L S M ?
OTHER FLAT-FISH	Y N							L S M ?
COD	Y N							L S M ?
POLLOCK	Y N							L S M ?
ROCKFISH	Y N							L S M ?
RED	Y N							L S M ?
BLACK	Y N							L S M ?
GREENLING	Y N							L S M ?
LINGCOD	Y N							L S M ?
	Y N							L S M ?
	Y N							L S M ?
	Y N							L S M ?
	Y N							L S M ?

"?" means "I don't know"

Last year, did you receive MARINE FISH from others? Y N (circle) If Yes, complete page 14.

Last year, did you give MARINE FISH away to others? Y N (circle) If Yes, complete page 14.

If No, turn to page 15.

MARINE FISH NETWORKS

IF you **gave away** MARINE FISH last year, complete Part I. Refer to previous page for species list.  
 If you **received** MARINE FISH from others, complete Part II.

PART I	PERSON CODE FOR WHO YOU GAVE TO	HOW MUCH FISH DID YOU GIVE THIS PERSON?	UNITS/ PRODUCTS	WOULD YOU SAY THAT AMOUNT WAS A FEW, SOME, OR LOTS?
NAME SPECIES	00000	NUMBER	IND, GALS, LBS, CASES, JARS, ETC	(CIRCLE ONE)
1ST MARINE SPECIES				F S L
2ND MARINE SPECIES				F S L
3RD MARINE SPECIES				F S L
4TH MARINE SPECIES				F S L
5TH MARINE SPECIES				F S L
6TH MARINE SPECIES				F S L
7TH MARINE SPECIES				F S L
8TH MARINE SPECIES				F S L

PART II	PERSON CODE FOR WHO YOU RECEIVED FROM	HOW MUCH FISH DID YOU RE- CEIVE FROM THIS PER- SON?	UNITS/ PRODUCTS	WOULD YOU SAY THAT AMOUNT WAS A FEW, SOME, OR LOTS?
NAME SPECIES	00000	NUMBER	IND, GALS, LBS, CASES, JARS, ETC	(CIRCLE ONE)
1ST MARINE SPECIES				F S L
2ND MARINE SPECIES				F S L
3RD MARINE SPECIES				F S L
4TH MARINE SPECIES				F S L
5TH MARINE SPECIES				F S L
6TH MARINE SPECIES				F S L
7TH MARINE SPECIES				F S L
8TH MARINE SPECIES				F S L

Between January and December, did you get enough MARINE FISH for your needs?..... Y N (circle)

If NO, why did you not get enough MARINE FISH for your needs?

Resource \_\_\_\_\_ Reason \_\_\_\_\_  
 Resource \_\_\_\_\_ Reason \_\_\_\_\_

Do the people you share with or receive from (that is, your marine fish network) change with changes in the availability of these fish? Y N (Circle)

If Yes, how does this network change? \_\_\_\_\_  
 \_\_\_\_\_  
 \_\_\_\_\_

**SHELLFISH AND INTERTIDAL HARVESTING**

Do you fish for SHELLFISH for subsistence?..... Y N (circle)  
 Between January and December, did you USE or TRY TO HARVEST shellfish?..... Y N (circle)  
 If NO, go to the next page.

If YES, continue on this page...

Please estimate how many SHELLFISH you harvested for subsistence this year, including all methods. If harvesting with others, report ONLY YOUR SHARE of the catch. Include SHELLFISH you kept, gave away, lost to spoilage, et cetera.

	HOW MANY (____) DID YOU HARVEST LAST YEAR					HARVESTED WHILE COMMERCIAL FISHING (CIRCLE)	UNITS (ind, lbs, etc)	WERE THERE LESS, SAME, OR MORE (____) AVAILABLE THAN IN PAST YEARS (CIRCLE)
	DID YOU HARVEST (____)? (CIRCLE)	WITH A POT	WITH A SHOVEL	WITH OTHER GEAR	KEPT FROM COMMERCIAL FISHING			
	KING CRAB	Y N						
DUNGENESS CRAB	Y N					Y N	L S M ?	
COCKLES	Y N					Y N	L S M ?	
SURF CLAMS	Y N					Y N	L S M ?	
RAZOR CLAMS	Y N					Y N	L S M ?	
CHITONS/ BIDARKIS	Y N					Y N	L S M ?	
HORSE CLAMS	Y N					Y N	L S M ?	
SEA URCHINS	Y N					Y N	L S M ?	
OTHER SHELL-FISH	Y N					Y N	L S M ?	
	Y N					Y N	L S M ?	
OCTOPUS / CUTTLEFISH	Y N					Y N	L S M ?	
	Y N					Y N	L S M ?	
	Y N					Y N	L S M ?	
	Y N					Y N	L S M ?	

"?" means "I don't know"

Last year, did you receive SHELLFISH from others? Y N (circle) If Yes, complete page 16.

Last year, did you give SHELLFISH away to others? Y N (circle) If Yes, complete page 16.

If No, turn to page 17.

**SHELLFISH HARVESTING NETWORKS**

If you **gave away** SHELLFISH last year, complete Part I. Refer to previous page for species list.  
 If you **received** SHELLFISH from others, complete Part II.

PART I				
	PERSON CODE FOR WHO YOU GAVE TO	HOW MUCH SHELLFISH DID YOU GIVE THIS PERSON	UNITS/ PRODUCTS	WOULD YOU SAY THAT AMOUNT WAS A FEW, SOME, OR LOTS?
NAME SPECIES	00000	NUMBER	IND, GALS, LBS	(CIRCLE ONE)
1ST SHELLFISH				F S L
2ND SHELLFISH				F S L
3RD SHELLFISH				F S L
4TH SHELLFISH				F S L
5TH SHELLFISH				F S L
6TH SHELLFISH				F S L
7TH SHELLFISH				F S L
8TH SHELLFISH				F S L
9TH SHELLFISH				F S L
10TH SHELLFISH				F S L

PART II				
	PERSON CODE FOR WHO YOU RECEIVED FROM	HOW MUCH SHELLFISH DID YOU RECEIVE FROM THIS PERSON	UNITS/ PRODUCTS	WOULD YOU SAY THAT AMOUNT WAS A FEW, SOME, OR LOTS?
NAME SPECIES	00000	NUMBER	IND, GALS, LBS	(CIRCLE ONE)
1ST SHELLFISH				F S L
2ND SHELLFISH				F S L
3RD SHELLFISH				F S L
4TH SHELLFISH				F S L
5TH SHELLFISH				F S L
6TH SHELLFISH				F S L
7TH SHELLFISH				F S L
8TH SHELLFISH				F S L
9TH SHELLFISH				F S L
10TH SHELLFISH				F S L

Between January and December, did you get enough SHELLFISH for your needs?..... Y N (circle)

If NO, why did you not get enough SHELLFISH for your needs?

Resource \_\_\_\_\_ Reason \_\_\_\_\_  
 Resource \_\_\_\_\_ Reason \_\_\_\_\_

Do the people you share with or receive from (that is, your shellfish network) change with changes in the availability of these shellfish? Y N (Circle)

If Yes, how does this network change? \_\_\_\_\_  
 \_\_\_\_\_  
 \_\_\_\_\_



**SEA MAMMAL HARVESTING**

Do you hunt SEA MAMMALS for subsistence?..... Y N (circle)  
 Between January and December, did you USE or TRY TO HARVEST sea mammals?..... Y N (circle)  
 If NO, go to the next page.

If YES, continue on this page...

Please estimate how many SEA MAMMALS you harvested for subsistence this year, including all methods. If hunting with others, report ONLY YOUR SHARE of the harvest. Include SEA MAMMALS you kept, gave away, lost to spoilage, et cetera.

	HOW MANY (___) DID YOU HARVEST LAST YEAR?						SCAVANGED WHILE DOING OTHER ACTIVITIES	SCAVANGED WHILE COMMERCIAL FISHING	UNITS  (ind, lbs, etc)	WERE THERE LESS, SAME, OR MORE (___) AVAILABLE THAN IN PAST YEARS  (CIRCLE)
	DID YOU HARVEST (___)? (CIRCLE)	JAN-APRIL	MAY-JUNE	JULY-SEPT	OCT-DEC	SEASON NOT KNOWN				
STELLER SEA LION	Y N								L S M ?	
NORTHERN FUR SEAL	Y N								L S M ?	
HARBOR SEAL	Y N								L S M ?	
RINGED SEAL	Y N								L S M ?	
BEARDED SEAL	Y N								L S M ?	
SEA OTTER	Y N								L S M ?	
WALRUS	Y N								L S M ?	
WHALE SP. 1 (___ ___)	Y N								L S M ?	
WHALE SP. 2 (___ ___)	Y N								L S M ?	
PORPOISE	Y N								L S M ?	
	Y N								L S M ?	
	Y N								L S M ?	

Last year, did you receive SEA MAMMALS from others? Y N (circle) If Yes, complete page 18.

Last year, did you give SEA MAMMALS away to others? Y N (circle) If Yes, complete page 18.

If No, turn to page 19.

SEA MAMMAL NETWORKS

If you **gave away** SEA MAMMALS last year, complete Part I. Refer to previous page for species list.  
 If you **received** SEA MAMMALS from others, complete Part II.

PART I	PERSON CODE FOR WHO YOU GAVE TO	HOW MANY ( ) DID YOU GIVE THIS PERSON	UNITS/ PRODUCTS	WOULD YOU SAY THAT AMOUNT WAS A FEW, SOME, OR LOTS?
NAME SPECIES	00000	NUMBER	IND, GALS, LBS	(CIRCLE ONE)
1ST SEA MAMMAL				F S L
2ND SEA MAMMAL				F S L
3RD SEA MAMMAL				F S L
4TH SEA MAMMAL				F S L
5TH SEA MAMMAL				F S L
6TH SEA MAMMAL				F S L
7TH SEA MAMMAL				F S L
8TH SEA MAMMAL				F S L
9TH SEA MAMMAL				F S L
10TH SEA MAMMAL				F S L

PART II	PERSON CODE FOR WHO YOU RECEIVED FROM	HOW MANY ( ) DID YOU RECEIVE FROM THIS PERSON	UNITS/ PRODUCTS	WOULD YOU SAY THAT AMOUNT WAS A FEW, SOME, OR LOTS?
NAME SPECIES	00000	NUMBER	IND, GALS, LBS	(CIRCLE ONE)
1ST SEA MAMMAL				F S L
2ND SEA MAMMAL				F S L
3RD SEA MAMMAL				F S L
4TH SEA MAMMAL				F S L
5TH SEA MAMMAL				F S L
6TH SEA MAMMAL				F S L
7TH SEA MAMMAL				F S L
8TH SEA MAMMAL				F S L
9TH SEA MAMMAL				F S L
10TH SEA MAMMAL				F S L

Between January and December, did you get enough SEA MAMMALS for your needs?..... Y N (circle)

If NO, why did you not get enough SEA MAMMALS for your needs?

Resource \_\_\_\_\_ Reason \_\_\_\_\_  
 Resource \_\_\_\_\_ Reason \_\_\_\_\_

Do the people you share with or receive from (that is, your sea mammal network) change with changes in the availability of these species? Y N (Circle)

If Yes, how does this network change? \_\_\_\_\_  
 \_\_\_\_\_  
 \_\_\_\_\_

**LAND MAMMAL HARVESTING**

Do you hunt LAND MAMMALS for subsistence?..... Y N (circle)  
 Between January and December, did you USE or TRY TO HARVEST land mammals?..... Y N (circle)  
 If NO, go to the next page.

If YES, continue on this page...

Please estimate how many LAND MAMMALS you harvested for subsistence this year, including all methods. If hunting with others, report ONLY YOUR SHARE of the harvest. Include LAND MAMMALS you kept, gave away, lost to spoilage, et cetera.

HOW MANY (____) DID YOU HARVEST LAST YEAR?							WERE THERE LESS, SAME, OR MORE (____) AVAILABLE IN 2009 THAN IN PAST YEARS
DID YOU HARVEST (____)?	2009 HARVEST	TYPICAL ANNUAL 2000-2008 HARVEST	TYPICAL ANNUAL 1990-1999 HARVEST	TYPICAL ANNUAL 1980-1989 HARVEST	UNITS		
(CIRCLE)					(individuals, lbs)	(CIRCLE)	
CARIBOU	Y N					L S M ?	
MOOSE	Y N					L S M ?	
BEAVER	Y N					L S M ?	
RIVER OTTER	Y N					L S M ?	
GROUND SQUIRREL	Y N					L S M ?	
PORCUPINE	Y N					L S M ?	
WOLVERINE	Y N					L S M ?	
WOLF	Y N					L S M ?	
RED FOX	Y N					L S M ?	
BROWN BEAR	Y N					L S M ?	
ARCTIC HARE	Y N					L S M ?	
WILD CATTLE	Y N					L S M ?	
BISON	Y N					L S M ?	
	Y N					L S M ?	
	Y N					L S M ?	

Last year, did you receive LAND MAMMALS from others? Y N (circle) If Yes, complete page 20.

Last year, did you give LAND MAMMALS away to others? Y N (circle) If Yes, complete page 20.

If No, turn to page 21.

LAND MAMMAL NETWORKS

If you **gave away** LAND MAMMALS last year, complete Part I. Refer to previous page for species list.

If you **received** LAND MAMMALS from others, complete Part II.

PART I				PART II			
PERSON CODE FOR WHO YOU GAVE TO	HOW MANY (____) DID YOU GIVE THIS PERSON	UNITS/ PRODUCTS	WOULD YOU SAY THAT AMOUNT WAS A FEW, SOME, OR LOTS ?	PERSON CODE FOR WHO YOU RECEIVED FROM	HOW MANY (____) DID YOU RECEIVE FROM THIS PERSON	UNITS/ PRODUCTS	WOULD YOU SAY THAT AMOUNT WAS A FEW, SOME, OR LOTS ?
00000	NUMBER	IND, GALS, LBS	(CIRCLE ONE)	00000	NUMBER	IND, GALS, LBS	(CIRCLE ONE)
1ST LAND MAMMAL			F S L	1ST LAND MAMMAL			F S L
2ND LAND MAMMAL			F S L	2ND LAND MAMMAL			F S L
3RD LAND MAMMAL			F S L	3RD LAND MAMMAL			F S L
4TH LAND MAMMAL			F S L	4TH LAND MAMMAL			F S L
5TH LAND MAMMAL			F S L	5TH LAND MAMMAL			F S L
6TH LAND MAMMAL			F S L	6TH LAND MAMMAL			F S L
7TH LAND MAMMAL			F S L	7TH LAND MAMMAL			F S L
8TH LAND MAMMAL			F S L	8TH LAND MAMMAL			F S L
9TH LAND MAMMAL			F S L	9TH LAND MAMMAL			F S L
10TH LAND MAMMAL			F S L	10TH LAND MAMMAL			F S L

Between January and December, did you get enough LAND MAMMALS for your needs?..... Y N (circle)

If NO, why did you not get enough LAND MAMMALS for your needs?

Resource \_\_\_\_\_ Reason \_\_\_\_\_

Resource \_\_\_\_\_ Reason \_\_\_\_\_

Do the people you share with or receive from (that is, your land mammal network) change with changes in the availability of these species? Y N (Circle)

If Yes, how does this network change? \_\_\_\_\_

\_\_\_\_\_

\_\_\_\_\_

**BIRD/EGG HARVESTING**

Do you harvest BIRDS and EGGS for subsistence?..... Y N (circle)  
 Between January and December, did you USE or TRY TO HARVEST birds and eggs?..... Y N (circle)  
 If NO, go to the next page.

If YES, continue on this page...

Please estimate how many BIRDS and EGGS you harvested for subsistence this year, including all methods. If harvesting with others, report ONLY YOUR SHARE of the harvest. Include BIRDS and EGGS you kept, gave away, lost to spoilage, et cetera.

	DID YOU HARVEST (___)?	HOW MANY (___) DID YOU HARVEST LAST YEAR					WERE THERE LESS, SAME, OR MORE (___) AVAILABLE THAN IN PAST YEARS
		WINTER DEC - FEB	SPRING MAR - MAY	SUMMER JUN-AUG	FALL SEP - NOV	SEASON NOT KNOWN	
	(CIRCLE)						(CIRCLE)
AUKLET	Y N						L S M ?
PUFFIN	Y N						L S M ?
CORMORANT	Y N						L S M ?
MURRE	Y N						L S M ?
GULL	Y N						L S M ?
LOON	Y N						L S M ?
KITTIWAKE	Y N						L S M ?
DUCKS							
EIDER (KING)	Y N						L S M ?
EIDER (STELLER)	Y N						L S M ?
SCOTER	Y N						L S M ?
GOLDENEYE	Y N						L S M ?
SCAUP	Y N						L S M ?
MALLARD	Y N						L S M ?
PINTAIL	Y N						L S M ?
WIGEON	Y N						L S M ?
TEAL	Y N						L S M ?
GADWALL	Y N						L S M ?
UNKNOWN	Y N						L S M ?
GEESE							
BRANT	Y N						L S M ?
EMPEROR GEESE	Y N						L S M ?
CANADA GEESE	Y N						L S M ?
	Y N						L S M ?
	Y N						L S M ?

CONTINUE ON THE NEXT PAGE...

BIRD/EGG HARVESTING CONTINUED

	HOW MANY ( ) DID YOU HARVEST LAST YEAR						WERE THERE LESS, SAME, OR MORE ( ) AVAILABLE THAN IN PAST YEARS
	DID YOU HARVEST ( )?	WINTER DEC - FEB	SPRING MAR - MAY	SUMMER JUN-AUG	FALL SEP - NOV	SEASON NOT KNOWN	
	(CIRCLE)						(CIRCLE)
TUNDRA SWAN	Y N						L S M ?
SANDHILL CRANE	Y N						L S M ?
SNIPE	Y N						L S M ?
PTARMIGAN	Y N						L S M ?
	Y N						L S M ?
	Y N						L S M ?
	Y N						L S M ?
	Y N						L S M ?
SWAN EGGS	Y N						L S M ?
GOOSE EGGS	Y N						L S M ?
DUCK EGGS	Y N						L S M ?
SNIPE EGGS	Y N						L S M ?
GULL EGGS	Y N						L S M ?
TERN EGGS	Y N						L S M ?
KITTIWAKE EGGS	Y N						L S M ?
	Y N						L S M ?
	Y N						L S M ?
	Y N						L S M ?

Last year, did you receive BIRDS and EGGS from others? Y N (circle) If Yes, complete pages 23 and 24.

Last year, did you give BIRDS and EGGS away to others? Y N (circle) If Yes, complete pages 23 and 24.

f No, turn to page 25.

BIRD/EGG NETWORKS

IF you **gave away** BIRDS last year, complete Part I. Refer to previous two pages for species list.

If you **received** BIRDS from others, complete Part II.

PART I				
	PERSON CODE FOR WHO YOU GAVE TO	HOW MANY BIRDS DID YOU GIVE THIS PERSON	UNITS/ PRODUCTS	WOULD YOU SAY THAT AMOUNT WAS A FEW, SOME, OR LOTS?
NAME SPECIES	00000	NUMBER	IND, GALS, LBS	(CIRCLE ONE)
1ST BIRD SPECIES				F S L
2ND BIRD SPECIES				F S L
3RD BIRD SPECIES				F S L
4TH BIRD SPECIES				F S L
5TH BIRD SPECIES				F S L
6TH BIRD SPECIES				F S L
7TH BIRD SPECIES				F S L
8TH BIRD SPECIES				F S L
9TH BIRD SPECIES				F S L
10TH BIRD SPECIES				F S L

PART II				
	PERSON CODE FOR WHO YOU RECEIVED FROM	HOW MANY BIRDS DID YOU RECEIVE FROM THIS PERSON	UNITS/ PRODUCTS	WOULD YOU SAY THAT AMOUNT WAS A FEW, SOME, OR LOTS?
NAME SPECIES	00000	NUMBER	IND, GALS, LBS	(CIRCLE ONE)
1ST BIRD SPECIES				F S L
2ND BIRD SPECIES				F S L
3RD BIRD SPECIES				F S L
4TH BIRD SPECIES				F S L
5TH BIRD SPECIES				F S L
6TH BIRD SPECIES				F S L
7TH BIRD SPECIES				F S L
8TH BIRD SPECIES				F S L
9TH BIRD SPECIES				F S L
10TH BIRD SPECIES				F S L

CONTINUE ON THE NEXT PAGE...

BIRD/EGG NETWORKS CONTINUED

PART I	PERSON CODE FOR WHO YOU GAVE TO	HOW MANY EGGS DID YOU GIVE THIS PER- SON	UNITS/ PROD- UCTS	WOULD YOU SAY THAT AMOUNT WAS A FEW, SOME, OR LOTS?
NAME SPECIES	00000	NUMBER	IND, GALS, LBS	(CIRCLE ONE)
1ST EGG SPECIES				F S L
2ND EGG SPECIES				F S L
3RD EGG SPECIES				F S L
4TH EGG SPECIES				F S L
5TH EGG SPECIES				F S L
6TH EGG SPECIES				F S L
7TH EGG SPECIES				F S L
8TH EGG SPECIES				F S L
9TH EGG SPECIES				F S L
10TH EGG SPECIES				F S L

PART II	PERSON CODE FOR WHO YOU RECEIVED FROM	HOW MANY EGGS DID YOU RE- CEIVE FROM THIS PERSON	UNITS/ PROD- UCTS	WOULD YOU SAY THAT AMOUNT WAS A FEW, SOME, OR LOTS?
NAME SPECIES	00000	NUMBER	IND, GALS, LBS	(CIRCLE ONE)
1ST EGG SPECIES				F S L
2ND EGG SPECIES				F S L
3RD EGG SPECIES				F S L
4TH EGG SPECIES				F S L
5TH EGG SPECIES				F S L
6TH EGG SPECIES				F S L
7TH EGG SPECIES				F S L
8TH EGG SPECIES				F S L
9TH EGG SPECIES				F S L
10TH EGG SPECIES				F S L

Between January and December, did you get enough BIRDS and EGGS for your needs?..... Y N (circle)

If NO, why did you not get enough BIRDS and EGGS for your needs?

Resource \_\_\_\_\_ Reason \_\_\_\_\_  
 Resource \_\_\_\_\_ Reason \_\_\_\_\_

Do the people you share with or receive from (that is, your bird and egg network) change with changes in the availability of these species? Y N (Circle)

If Yes, how does this network change? \_\_\_\_\_  
 \_\_\_\_\_  
 \_\_\_\_\_



**PLANT HARVESTING**

Do you harvest PLANTS for subsistence?..... Y N (circle)  
 Between January and December, did you USE or TRY TO HARVEST plants?..... Y N (circle)  
 If NO, go to the next page.

If YES, continue on this page...

Please estimate amounts of PLANTS you harvested for subsistence this year, including all methods. If gathering with others, report ONLY YOUR SHARE of the harvest. Include PLANTS you kept, gave away, lost to spoilage, et cetera.

	DID YOU HARVEST (___)?	HOW MUCH PLANT FOODS DID YOU HARVEST?	WERE THERE LESS, SAME, OR MORE (___) AVAILABLE THAN IN PAST YEARS
	(CIRCLE)	GALS, NOS, OR LBS	(CIRCLE)
BLUEBERRIES	Y N		L S M ?
YELLOW & RED SALMON BERRIES	Y N		L S M ?
MOSS BERRIES / BLACK BERRIES	Y N		L S M ?
CRANBERRIES	Y N		L S M ?
STRAWBERRIES	Y N		L S M ?
PUSHKI / COW PARSNIP	Y N		L S M ?
PETRUSHKI / WILD PARSLEY	Y N		L S M ?
MUSHROOMS	Y N		L S M ?
WILD RHUBARB	Y N		L S M ?
FIREWEED	Y N		L S M ?
	Y N		L S M ?
	Y N		L S M ?
	Y N		L S M ?
	Y N		L S M ?
	Y N		L S M ?
	Y N		L S M ?

Last year, did you receive PLANTS from others? Y N (circle) If Yes, complete page 26.

Last year, did you give PLANTS away to others? Y N (circle) If Yes, complete page 26..

f No, turn to page 27.

PLANT NETWORKS

If you **gave away** PLANTS and/or BERRIES last year, complete Part I. Refer to previous page for species list.  
 If you **received** PLANTS and/or BERRIES from others, complete Part II.

PART I	PERSON CODE FOR WHO YOU GAVE TO	HOW MUCH PLANTS OR BER- RIES DID YOU <b>GIVE</b> THIS PER- SON ?	UNITS	WOULD YOU SAY THAT AMOUNT WAS A FEW, SOME, OR LOTS?
NAME SPECIES	00000	NUMBER	IND, GALS, LBS	(CIRCLE ONE)
1ST SPECIES				F S L
2ND SPECIES				F S L
3RD SPECIES				F S L
4TH SPECIES				F S L
5TH SPECIES				F S L
6TH SPECIES				F S L
7TH SPECIES				F S L
8TH SPECIES				F S L
9TH SPECIES				F S L
10TH SPECIES				F S L

PART II	PERSON CODE FOR WHO YOU RE- CEIVED FROM	HOW MUCH PLANTS OR BER- RIES DID YOU <b>RE- CEIVE</b> <b>FROM</b> THIS PER-	UNITS	WOULD YOU SAY THAT AMOUNT WAS A FEW, SOME, OR LOTS?
NAME SPECIES	00000	NUMBER	IND, GALS, LBS	(CIRCLE ONE)
1ST SPECIES				F S L
2ND SPECIES				F S L
3RD SPECIES				F S L
4TH SPECIES				F S L
5TH SPECIES				F S L
6TH SPECIES				F S L
7TH SPECIES				F S L
8TH SPECIES				F S L
9TH SPECIES				F S L
10TH SPECIES				F S L

Between January and December, did you get enough PLANTS for your needs?..... Y N (circle)

If NO, why did you not get enough PLANTS for your needs?

Resource \_\_\_\_\_ Reason \_\_\_\_\_

Resource \_\_\_\_\_ Reason \_\_\_\_\_

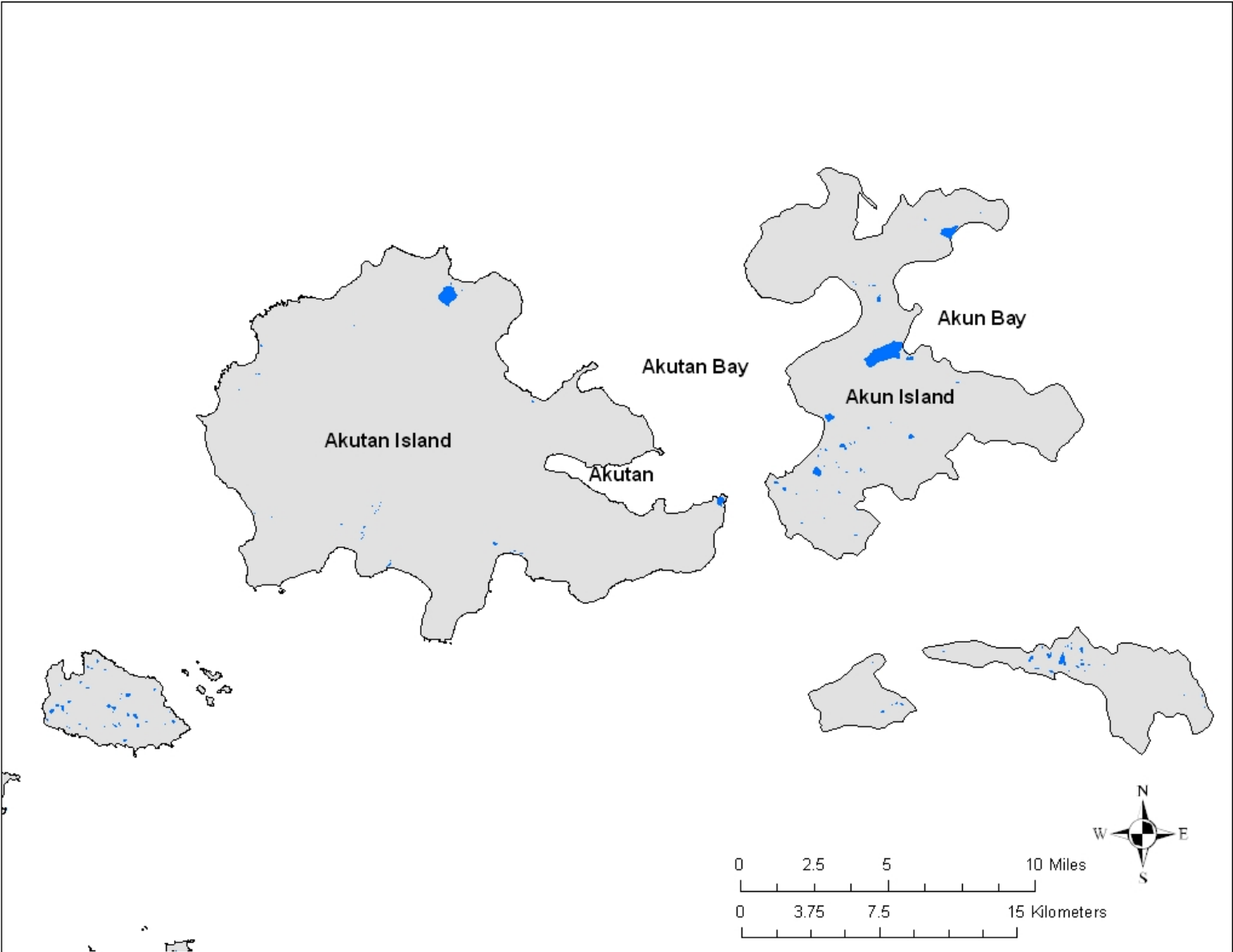
Do the people you share with or receive from (that is, your plant network) change with changes in the availability of these species? Y N (Circle)

If Yes, how does this network change? \_\_\_\_\_

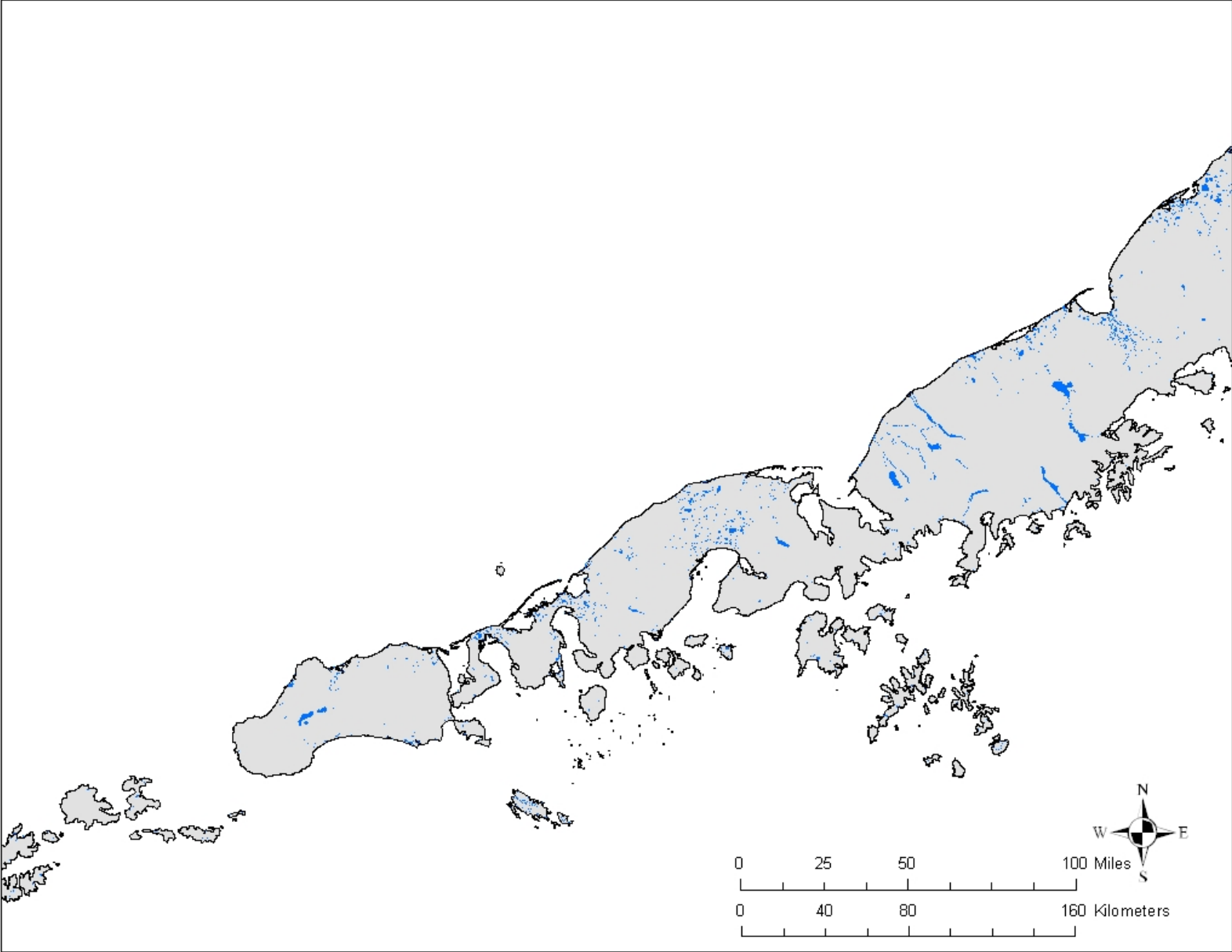
\_\_\_\_\_

HARVEST LOCATIONS

Please indicate the main harvest locations and the species on the maps.



HARVEST LOCATIONS



CREWS

Between JANUARY and DECEMBER, who did you hunt, fish, gather, et cetera with?

SPECIES & METHOD	CREW CAPTAIN	IN WHICH MONTHS WAS THIS CREW HUNTING, FISHING, GATHERING, ETC?  (circle)	WHO WERE THE USUAL CREW MEMBERS FOR THE HUNTING, FISHING, GATHERING ACTIVITIES?					
			#1  (PERSON CODE)	#2  (PERSON CODE)	#3  (PERSON CODE)	#4  (PERSON CODE)	#5  (PERSON CODE)	#6  (PERSON CODE)
(e.g. Salmon seine crew)	(PERSON CODE)	J F M A M J J A S O N D						
		J F M A M J J A S O N D						
		J F M A M J J A S O N D						
		J F M A M J J A S O N D						
		J F M A M J J A S O N D						
		J F M A M J J A S O N D						
		J F M A M J J A S O N D						
		J F M A M J J A S O N D						
		J F M A M J J A S O N D						
		J F M A M J J A S O N D						
		J F M A M J J A S O N D						
		J F M A M J J A S O N D						
		J F M A M J J A S O N D						
		J F M A M J J A S O N D						
		J F M A M J J A S O N D						
		J F M A M J J A S O N D						

Do these crews change from year to year?    Y    N (Circle)

If yes, what are the reasons? \_\_\_\_\_  
 \_\_\_\_\_  
 \_\_\_\_\_

How do these crews change? \_\_\_\_\_  
 \_\_\_\_\_  
 \_\_\_\_\_

**EMPLOYMENT**

We ask about jobs and income because we are trying to understand all parts of the local economy. Wage jobs often support subsistence activities.

Between JANUARY and DECEMBER

Did members of your household earn money from a job or self-employment..... Y N (circle)  
 If NO, go to the next page.

If YES, continue on this page...

Please list each job held by you and other household members between JANUARY and DECEMBER. List each job on a separate line. One person may have several lines.

					WORK SCHEDULE...					
					FULL TIME	PART TIME	SHIFT - FULL TIME	ON CALL, VARIES	SHIFT - PART TIME	
WHO HAD THIS JOB?	WHAT KIND OF WORK DID HE/SHE DO IN THIS JOB?	FOR WHOM DID HE/SHE WORK IN THIS JOB?	IN WHICH MONTHS WAS THIS PERSON ABLE TO HUNT, FISH, OR GATHER?						HOW MUCH DID HE/SHE EARN IN THIS JOB?	
(CODE)	(JOB TITLE)	(EMPLOYER)	(CIRCLE MONTHS WORKED)	(CIRCLE ONE)					(GROSS INCOME)	
1ST JOB			J F M A M J J A S O N D	FT	PT	SF	OC	SP		
2ND JOB			J F M A M J J A S O N D	FT	PT	SF	OC	SP		
3RD JOB			J F M A M J J A S O N D	FT	PT	SF	OC	SP		
4TH JOB			J F M A M J J A S O N D	FT	PT	SF	OC	SP		
5TH JOB			J F M A M J J A S O N D	FT	PT	SF	OC	SP		
6TH JOB			J F M A M J J A S O N D	FT	PT	SF	OC	SP		
7TH JOB			J F M A M J J A S O N D	FT	PT	SF	OC	SP		
8TH JOB			J F M A M J J A S O N D	FT	PT	SF	OC	SP		
9TH JOB			J F M A M J J A S O N D	FT	PT	SF	OC	SP		
10TH JOB			J F M A M J J A S O N D	FT	PT	SF	OC	SP		

List Self-Employment as a separate job and explain the nature of the work in Job Title (sewer, carver, e.g.).  
 Work schedule is "On Call."

Work Schedule:  
 Fulltime = 35+ hours/week  
 Parttime = <35 hours/week  
 Shift fulltime = 2 weeks on/2 weeks off, e.g.  
 On call = irregular hours

**OTHER INCOME SOURCES**

		DID ANY-ONE IN YOUR HH RECEIVE IN-COME FROM _____ ?		IF YES, WHO RECEIVED INCOME FROM _____ ?										HOW MUCH DID ALL MEMBERS OF YOUR HH RECEIVE FROM _____ ?	
				HEAD 01	HEAD 02	PERSON 03	PERSON 04	PERSON 05	PERSON 06	PERSON 07	PERSON 08	PERSON 09	PERSON 10		
		(CIRCLE ONE)		(IF PERSON RECEIVED THIS KIND OF INCOME, CIRCLE THEIR NUMBER)										(ADMINISTRATOR WILL CALCULATE)	
DIVIDENDS	ALASKA PERMANENT FUND DIVIDEND	Y	N	1	2	3	4	5	6	7	8	9	10	\$/yr	
	NATIVE CORPORATION DIVIDEND	Y	N	1	2	3	4	5	6	7	8	9	10	\$/yr	
JOB BENEFITS	UNEMPLOYMENT	Y	N	1	2	3	4	5	6	7	8	9	10	\$/yr	
	WORKERS' COMPENSATION	Y	N	1	2	3	4	5	6	7	8	9	10	\$/yr	
ASSISTANCE	FOOD STAMPS	Y	N	1	2	3	4	5	6	7	8	9	10	\$/yr	
	ADULT PUBLIC ASSISTANT	Y	N	1	2	3	4	5	6	7	8	9	10	\$/yr	
ELDERS	PENSION AND RETIREMENT	Y	N	1	2	3	4	5	6	7	8	9	10	\$/yr	
	SOCIAL SECURITY	Y	N	1	2	3	4	5	6	7	8	9	10	\$/yr	
CHILD BENEFITS	SUPPLEMENTAL SECURITY	Y	N	1	2	3	4	5	6	7	8	9	10	\$/yr	
	FOSTER CARE*	Y	N	1	2	3	4	5	6	7	8	9	10	\$/yr	
	CHILD SUPPORT*	Y	N	1	2	3	4	5	6	7	8	9	10	\$/yr	
ENERGY	ENERGY ASSISTANCE	Y	N	NOT AN INDIVIDUAL BENEFIT										\$/yr	
	WEATHERIZATION	Y	N	NOT AN INDIVIDUAL BENEFIT										\$/yr	
	OTHER (describe)	Y	N	1	2	3	4	5	6	7	8	9	10	\$/yr	

\*Payments should be assigned to the primary caregiver, NOT the child.

**EXPENSES AND EXPENSE NETWORKS**

About how much did you spend on GROCERIES last year? (If given a monthly expense, multiply by 12). \$\_\_\_\_\_per year

Between JANUARY and DECEMBER, did you pay for others' groceries? Y N (Circle)

If YES, list the most important person first and include people living in the household if relevant.

	PERSON CODE 01	PERSON CODE 02	PERSON CODE 03	PERSON CODE 04	PERSON CODE 05	PERSON CODE 06	PERSON CODE 07	PERSON CODE 08
GROCERIES								

Do the people you help with groceries change from year to year? Y N (Circle)

If yes, what are the reasons? \_\_\_\_\_

\_\_\_\_\_

\_\_\_\_\_

How do they change? \_\_\_\_\_

\_\_\_\_\_

\_\_\_\_\_

**HOUSEHOLD EXPENSES**

For the following household expenses, please tell me how much your household spent on each last year. (If given a monthly expense, multiply by 12)

HOUSING EXPENSES	
RENT OR MORTGAGE	\$ _____ PER YR
HEATING FUEL	\$ _____ PER YR
PROPANE	\$ _____ PER YR
ELECTRICITY	\$ _____ PER YR
WATER-SEWER-GARBAGE	\$ _____ PER YR
TELEPHONE	\$ _____ PER YR
CABLE OR SATELLITE TV	\$ _____ PER YR

Between JANUARY and DECEMBER, did you pay others' household expenses listed above? Y N (Circle)

If YES, list the most important person first and include people living in the household if relevant.

	PERSON CODE 01	PERSON CODE 02	PERSON CODE 03	PERSON CODE 04	PERSON CODE 05	PERSON CODE 06	PERSON CODE 07	PERSON CODE 08
HOUSEHOLD								

Do the people you help with household expenses change from year to year? Y N (Circle)

If yes, what are the reasons? \_\_\_\_\_

\_\_\_\_\_

\_\_\_\_\_

How do they change? \_\_\_\_\_

\_\_\_\_\_

\_\_\_\_\_







**SUBSISTENCE EQUIPMENT AND NETWORKS**

Between JANUARY and DECEMBER, did you use subsistence equipment?.....Y N (circle)  
 If NO, go to the next page.

If YES, continue on this page...

From the following list of equipment, please tell me if you used or owned this equipment, and whether you purchased or repaired this equipment last year.

	LAST YEAR, DID YOU USE? (CIRCLE)	HOW MANY WORKING _____ DID YOU OWN? (NUMBER)	PURCHASES		MAINTENANCE	
			HOW MANY DID YOU BUY? (NUMBER)	HOW MUCH WERE YOUR TOTAL PURCHASES (DOLLARS)	DID YOU REPAIR? (CIRCLE ONE)	HOW MUCH DID PARTS & REPAIRS COST (DOLLARS)
SKIFF(S)	Y N			\$		\$
OUTBOARD MOTOR	Y N			\$		\$
COMMERCIAL > 30' BOAT (S)	Y N			\$		\$
VESSEL INSURANCE				\$		
SETNET SITE LEASE	Y N			\$		
SNOW MOBILE(S)	Y N			\$		\$
ATVS, 4-WHEELERS	Y N			\$		\$
CAR(S) OR TRUCKS(S)	Y N			\$		\$
OTHER (_____)	Y N			\$		\$

Who owned the equipment you used for subsistence between JANUARY and DECEMBER?  
 (Please list the most important people first, including yourself and those living in your household.)

	PERSON CODE 01	PERSON CODE 02	PERSON CODE 03	PERSON CODE 04	PERSON CODE 05	PERSON CODE 06	PERSON CODE 07	PERSON CODE 08
SKIFF(S)								
COMMERCIAL > 30' BOAT(S)								
SNOW MOBILE(S)								
ATVS, 4-WHEELERS								
CAR(S) OR TRUCKS(S)								
OTHER (_____)								

Do the people who loan you their equipment change from year to year? Y N (Circle)  
 If yes, what are the reasons? \_\_\_\_\_

How do they change? \_\_\_\_\_

**HOUSEHOLD SUPPORT NETWORKS**

Between JANUARY and DECEMBER, from whom did you get information? Please list the most important people first, including those living in your household and yourself.

	PERSON CODE 01	PERSON CODE 02	PERSON CODE 03	PERSON CODE 04	PERSON CODE 05	PERSON CODE 06	PERSON CODE 07	PERSON CODE 08
FISHING INFORMATION								
HUNTING INFORMATION								
FINANCIAL INFORMATION (jobs, grants, etc)								
SHIPPING AND ORDERING INFORMATION								
TRAVEL INFORMATION								

From this list of things people might do for your household, who did these things for you between JANUARY and DECEMBER? Please list the most important people first, including those living in your household and yourself.

	PERSON CODE 01	PERSON CODE 02	PERSON CODE 03	PERSON CODE 04	PERSON CODE 05	PERSON CODE 06	PERSON CODE 07	PERSON CODE 08
BUILT, ASSISTED IN PUR- CHASING, OR REPAIRED SUBSISTENCE EQUIP- MENT								
BUILT, ASSISTED IN PUR- CHASING, OR REPAIRED COMMERICAL EQUIP- MENT SOMETIMES USED FOR SUBSISTENCE								
COOKED & CLEANED FOR YOUR HOUSEHOLD								
WATCHED CHILDREN FOR YOUR HOUSEHOLD								

Do the people who help you in the ways listed above change from year to year?    Y        N (Circle)

If yes, what are the reasons? \_\_\_\_\_

\_\_\_\_\_

How do they change? \_\_\_\_\_

\_\_\_\_\_

Between JANUARY and DECEMBER who in your community had a positive influence on community life (meaning they changed things for your community for the better)? Please list the most important people first, including those living in your household and yourself.

	PERSON CODE 01	PERSON CODE 02	PERSON CODE 03	PERSON CODE 04	PERSON CODE 05	PERSON CODE 06	PERSON CODE 07	PERSON CODE 08
POSITIVE INFLUENCE ON COMMUNITY LIFE								

REASONS:

**OIL AND GAS DEVELOPMENT**

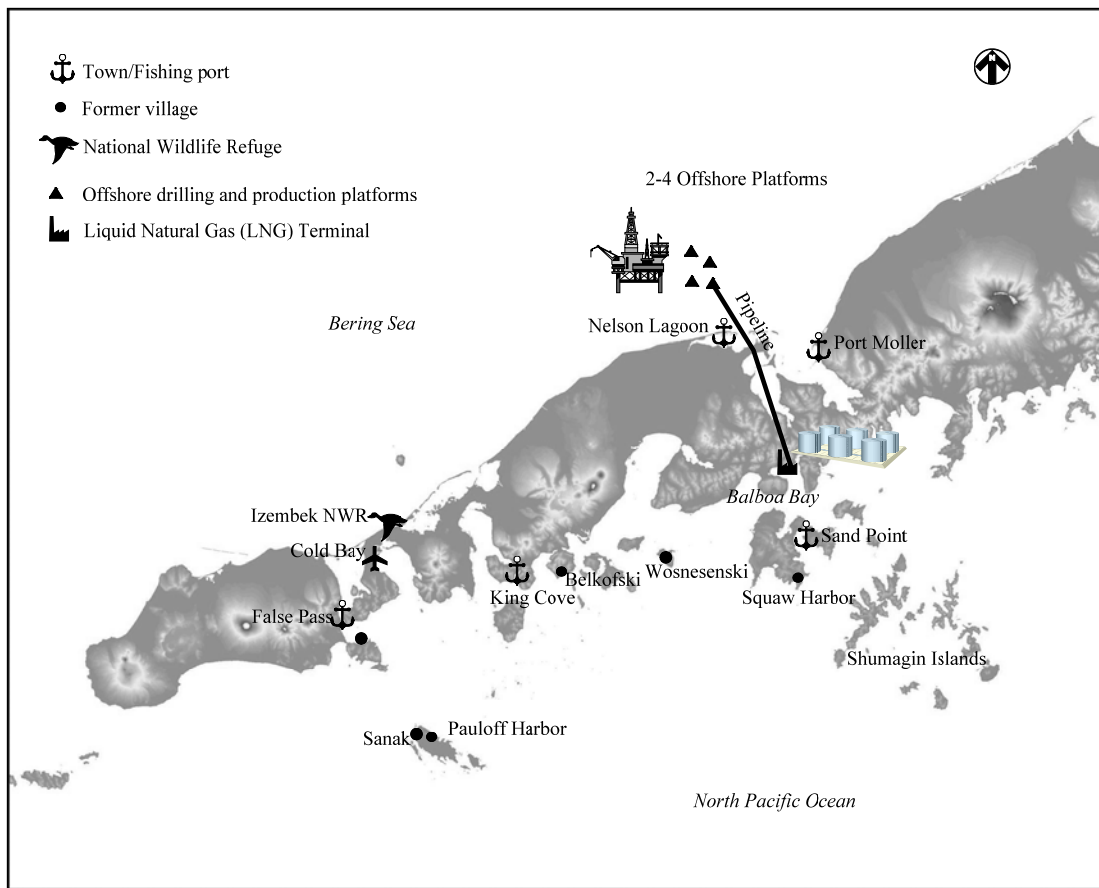
Do you support the North Aleutian Basin offshore oil/gas development project?   Y   N   (Circle)  
 Why or why not? \_\_\_\_\_  
 \_\_\_\_\_  
 \_\_\_\_\_

Please indicate any advantages and disadvantages you anticipate with NAB oil/gas development and give your reason. List others as necessary.

POTENTIAL IMPACTS	INCREASE	DECREASE	NO CHANGE	IS THIS A POSITIVE?	IS THIS A NEGATIVE?	REASON
Jobs for local people						
Village economy						
Energy costs						
Village population (local)						
Village population (non-local)						
Business opportunities						
Quality of life						
Subsistence access						
Social problems						

OIL AND GAS DEVELOPMENT

This map models the leading scenario for oil and gas development in the North Aleutian Basin. This is believed to be a gas rich deposit. The oil must be extracted first using the gas to pressurize it. A pipeline is expected to cross the peninsula to a terminal in Balboa Bay. Tanker traffic is expected to be confined to the Pacific side. Given this scenario, please answer the following questions.



Do you subsistence harvest in the areas along the proposed pipeline corridor or in Balboa Bay? Y N (Circle)  
 Of the top ten species your household consumes, are any of them harvested in these areas? Y N (Circle)  
 If yes, which species? \_\_\_\_\_

If there was a pipeline or terminal in these areas, would this affect your harvest of these key species? Y N (Circle)  
 How? \_\_\_\_\_

Do you get these resources from another source? Y N (Circle) If yes, where or from whom? \_\_\_\_\_

Do you expect to be employed in this development project? Y N (Circle)

From the information you have provided about the people you share with and/or rely upon, do you expect any of them to be employed in this development project? Y N (Circle)

You have provided information about your sharing and harvesting activities with subsistence foods, cash expenses, groceries and other goods, equipment, labor and information, that involve a certain set of people. This is your social network or networks. How stable is this network, that is, how likely is this group to change in the near future? Why or why not? \_\_\_\_\_

WILDLIFE HEALTH

We are interested in knowing any changes in wildlife health, good and bad. Please name a resource and describe the change.

FISH, GAME OR PLANT  (RESOURCE)	WHAT WAS WRONG WITH THEM?  Or WHAT IMPROVED FOR THEM?	HOW MANY WERE OR HOW MUCH WAS AFFECTED?	LOCATION WHERE YOU OBSERVED THIS CHANGE	HAVE YOU SEEN THIS PROBLEM IN PAST YEARS?
	(DESCRIBE THE SYMPTOM)	(NUMBER, GALS, ESTIMATE ETC)	(PLACE)	(CIRCLE ONE)
				Y      N
				Y      N
				Y      N
				Y      N
				Y      N
				Y      N
				Y      N
				Y      N
				Y      N

