



Platform Recruited Reef Fish Phase II: Do Platforms Provide Habitat that Increases the Survival of Reef Fishes?

James H. Cowan, Jr.

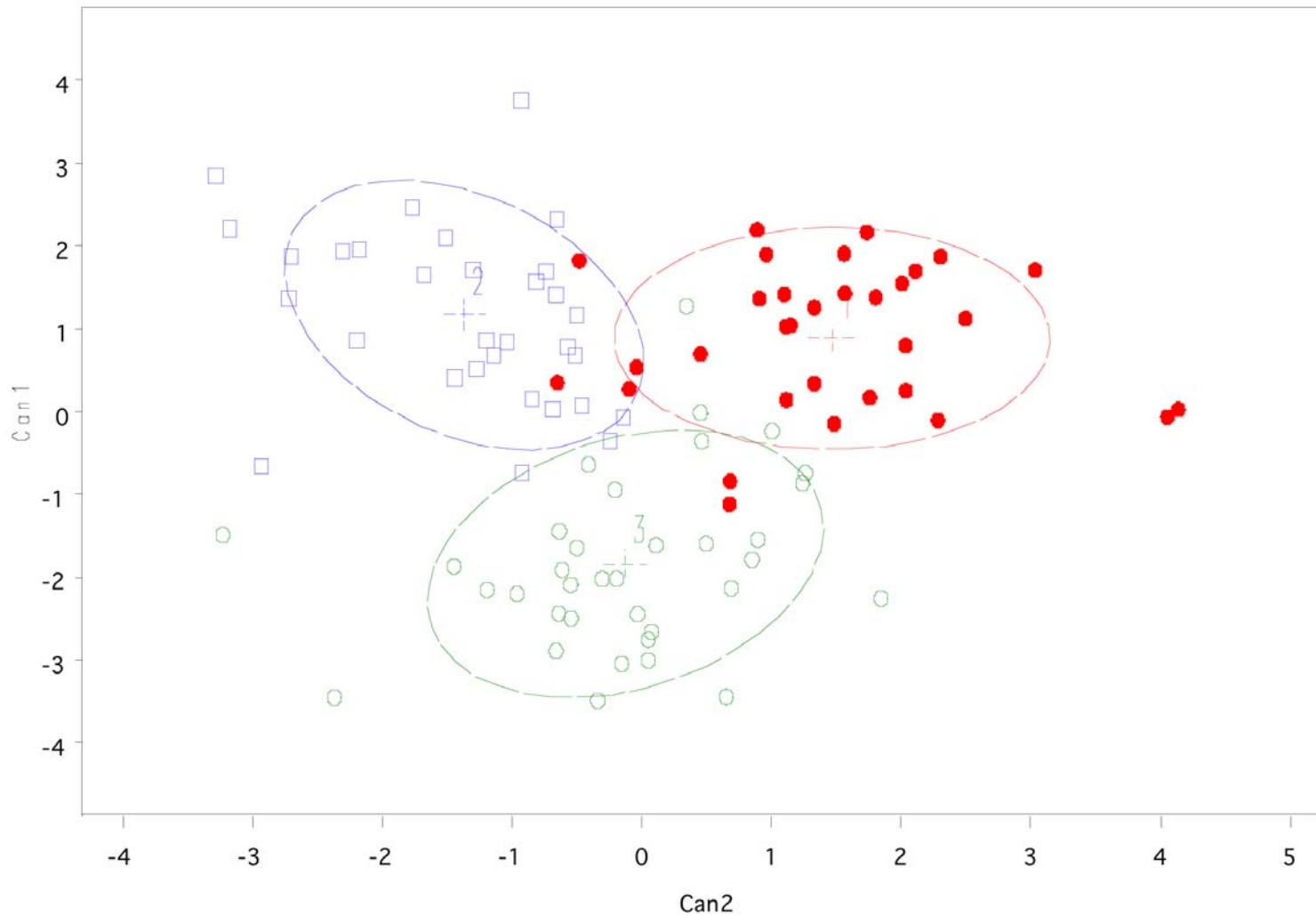
Michelle L. Zapp

Louisiana State University

Phase I

- In the pilot study, L. Nowling (2005) determined that LA oil and gas platforms impart detectable signatures in otoliths.
 - Unique signatures for artificial reefs east and west of the River
 - LA platforms had higher concentrations of V^{51} , Pb^{206} , Pb^{207} , and Pb^{208}
 - Concentrations of Cu^{65} , Ag^{107} , Ag^{109} , Cd^{114} , and U^{238} were found at higher levels in otoliths of fish collected from both LA platforms and artificial reefs
 - Mississippi River Runoff?
 - Higher concentrations of Co^{59} and Ni^{62} were found east of the River
 - Despite numerous attempts, samples were not collected from platforms east of the river

Site 1 = LA platforms (red); site 2 = LA reefs (blue); site 3 = AL reefs (green)



Discriminant function also had 90% classification success!

From Nowling (2005). A scatter plot of canonical variable 1 versus canonical variable 2, with observations separated by site, for a comparison of elemental concentration of otoliths collected from all three study sites.

Phase II

- Goals:
 - Determine whether oil and gas platform elemental signatures are geographically and temporally stable.
 - Examine the source of platform element incorporation into the otolith.
 - Establish whether platforms contribute disproportionately to production of red snapper.

Otoliths

- Otoliths

- Calcium carbonate earstones and metabolically inert
 - Hearing and balance
 - Life history
- Water > Gills/Intestines > Blood > Endolymph > Otolith
- Heavy trace metals replace Ca in the CaCO_3 matrix

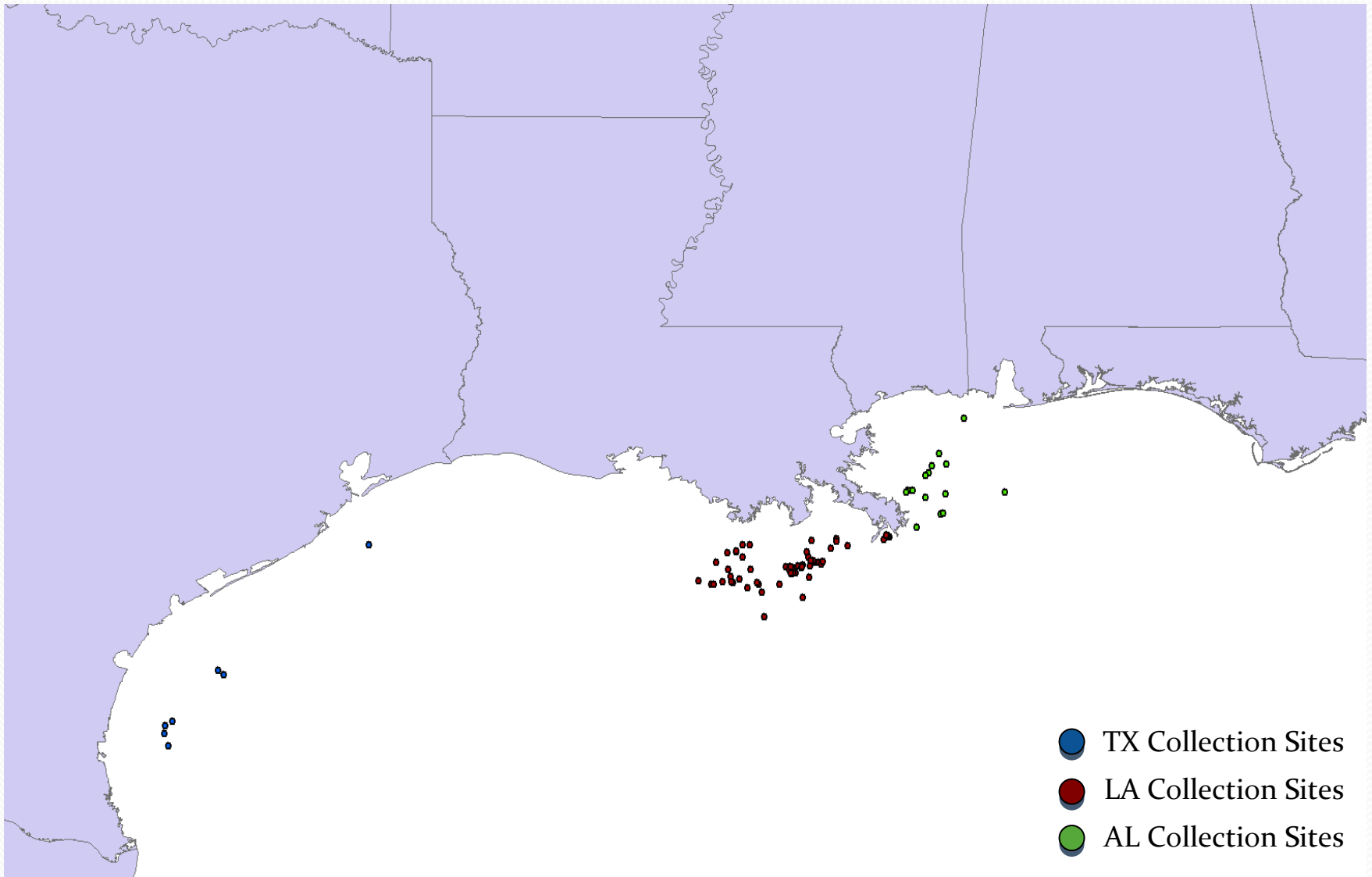


Phase II

- Red Snapper have been opportunistically collected during the 2007 and 2008 fishing seasons
 - 1,000 samples each year (from platform and other habitats)
 - 500 LA, 300 TX, and 200 AL
- Snapper have been collected from recreational fisheries, fishing rodeos, and the NFMS Vertical Longline Survey



2007 Otolith Collection Sites

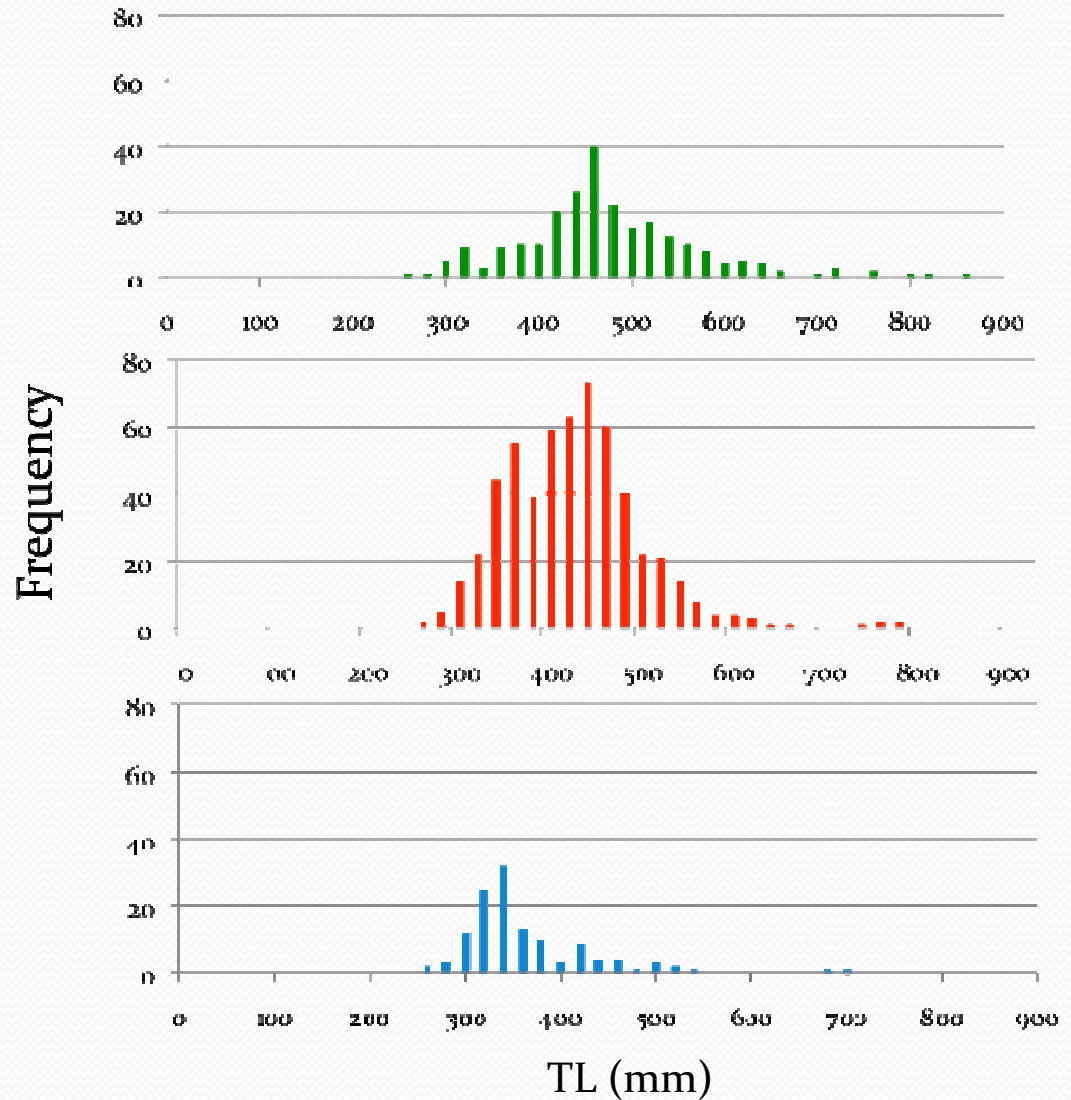


2007 Otolith Samples

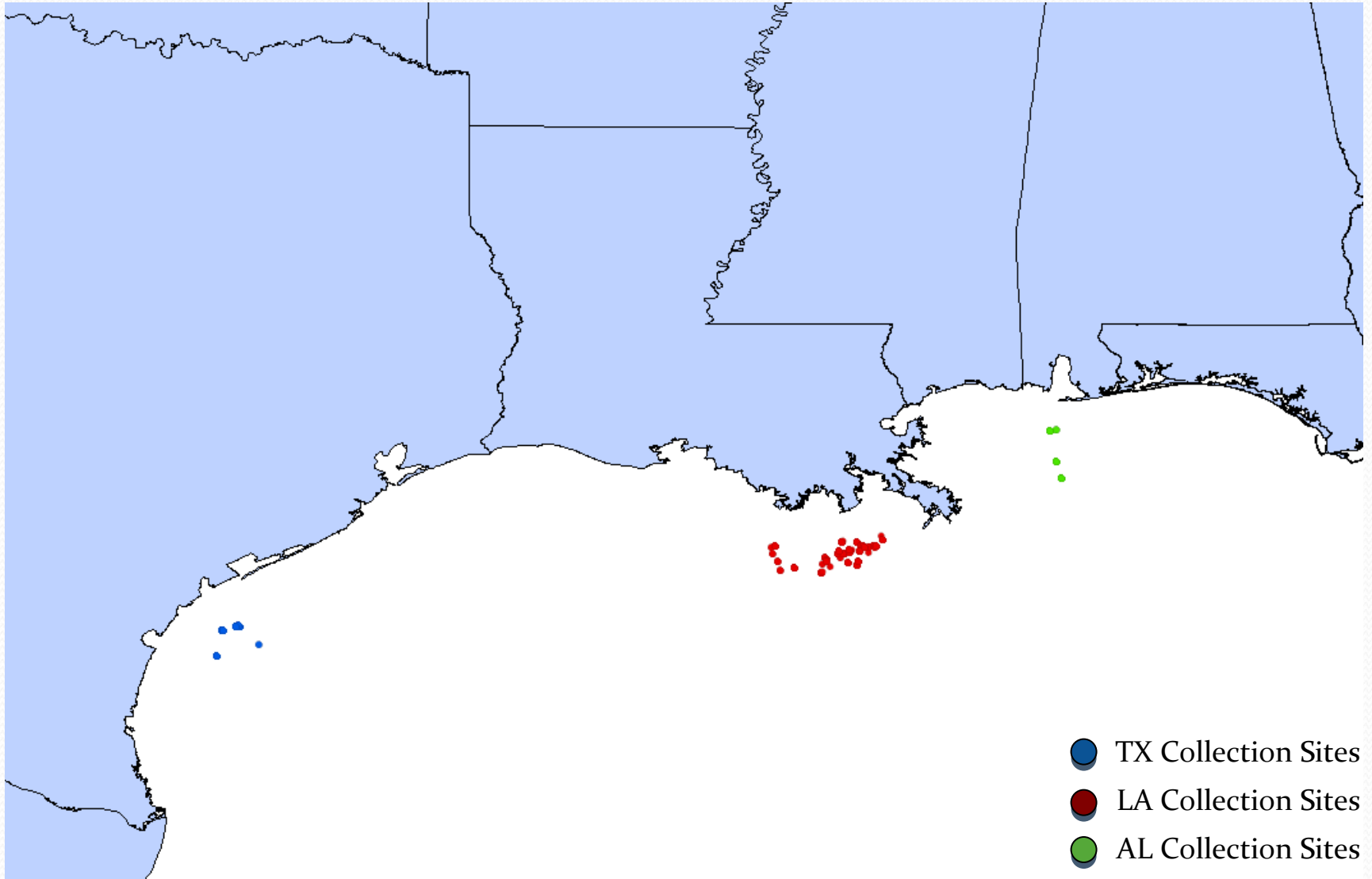
Alabama	
Rig	105
Non-Rig	138
Total	243

Louisiana	
Rig	392
Non-Rig	168
Total	560

Texas*	
Rig	299
Non-Rig	72
Total	371



2008 Otolith Collection Sites

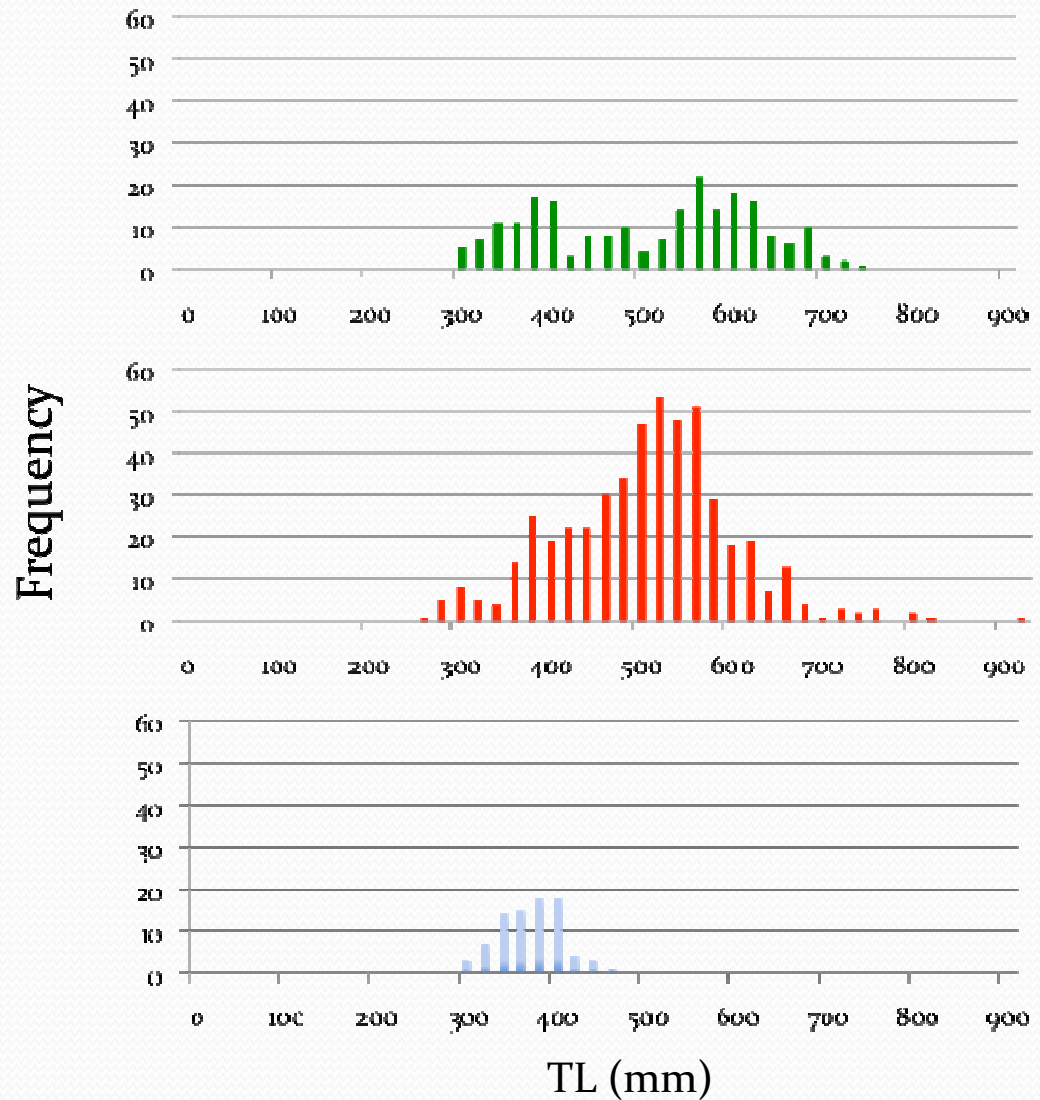


2008 Otolith Samples

Alabama	
Rig	87
Non-Rig	134
Total	221

Louisiana	
Rig	347
Non-Rig	145
Total	492

Texas*	
Rig	283
Non-Rig	33
Total	316



Otolith Samples

- Originally planned to clean in a class-100 clean room
 - Soak in a tube of 3% hydrogen peroxide in a sonic bath
 - Rinse with ultra-pure water
 - Soak in 1% nitric acid
 - Rinse with ultra-pure water
 - Dry, place in clean tubes, place in double ziploc bags
 - Send to A. Shiller at USM for total digestion and HR-ICP-MS analysis
 - V^{51} , Co^{59} , Ni^{62} , Zn^{64} , Zn^{66} , Cu^{65} , Ag^{107} , Ag^{109} , Cd^{110} , Cd^{111} , Cd^{114} , Pb^{206} , Pb^{207} , Pb^{208} , and U^{238}
 - Same used in Phase I due to association with platforms

Otolith Samples

- 20 initial AL samples sent for analysis
 - All samples at or below detection limits
- Decided new methods were needed
 - An ICP-MS cannot tolerate high levels of calcium
 - Total digestion only allows ~1% of sample to be analyzed
 - Trace elements = 1% of the otolith
 - Extract method needed
 - Remove Ca can then analyze all of sample
- Details are still being worked out
 - Delays = hurricanes, machine break downs, backed-up

Elemental Incorporation Pathways

- Summers of 2007 and 2008, 50 barnacle and 50 sediment samples have been collected each year
 - Barnacles removed from platform legs at water surface
 - Sediment samples collected with Ponar grab (Teflon)



Barnacle Samples

- Shells to be analyzed the same as otolith samples.
 - Both otolith and barnacle shells composed of CaCO_3
 - Trace metals replace Ca in matrix



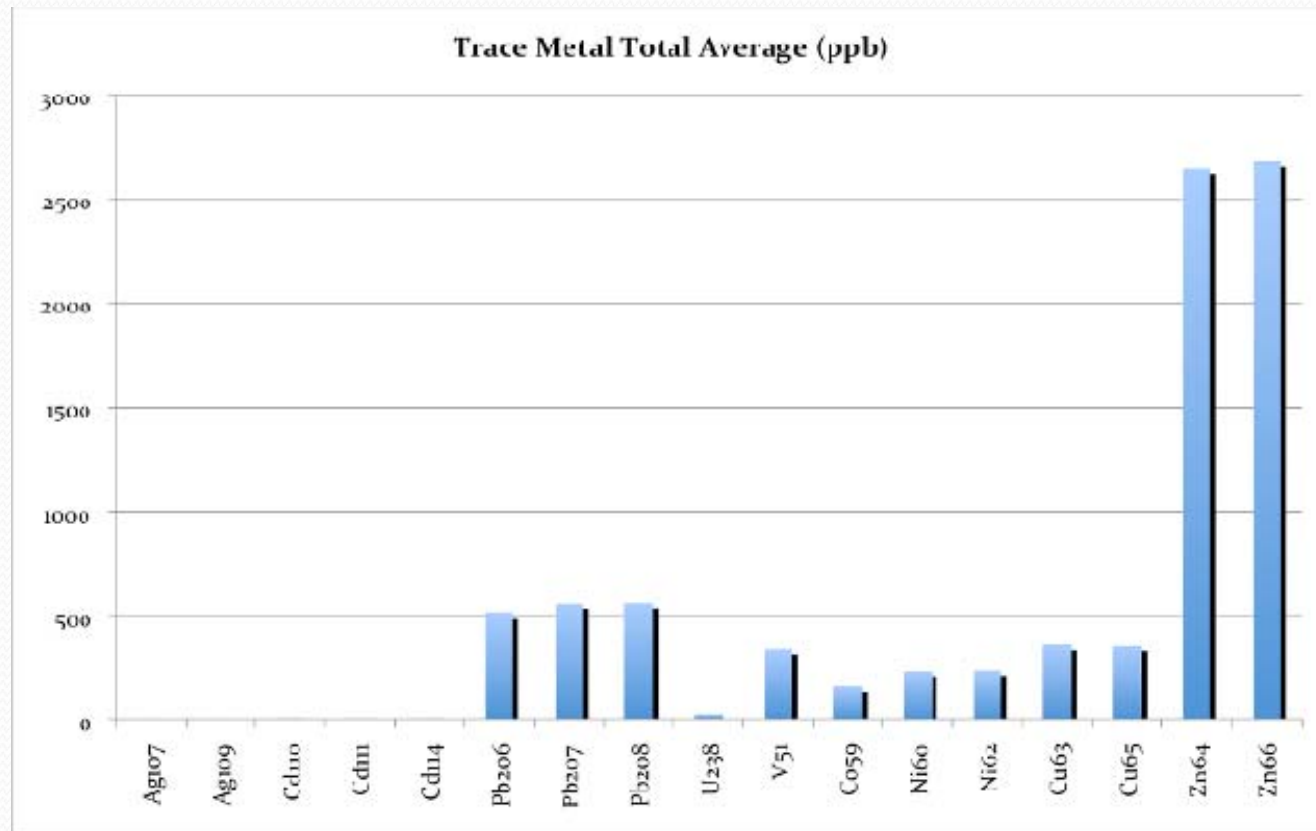
Sediment Samples

- 5g (wet weight) of sediment were dried at 105°C for 24 hours
- Dry sediment was pulverized with an agate mortar and pestle
- 1g of dry sediment was added to 20mL of 1M HCl, and placed on an orbital platform shaker at 30°C for 1 hour
- Centrifuged at 3,500 rpm for 5 minutes
- Supernatant was filtered through 0.45µm polypropylene syringe filters
- 1mL of the filtered supernatant sent to A. Shiller

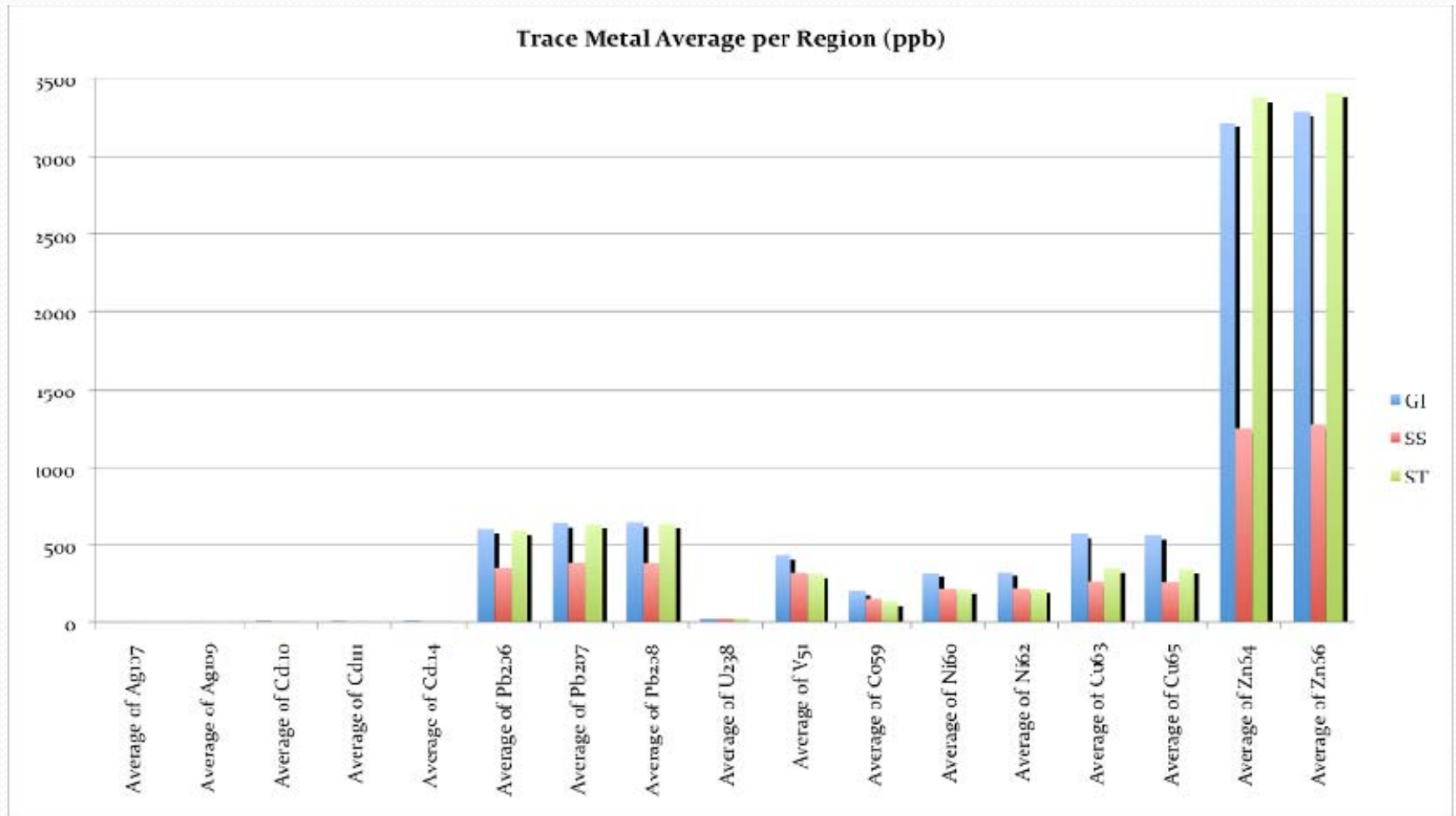
2007 Sediment Samples

Remember from Phase I:

- LA Platforms = V⁵¹, Pb^{206, 207, 208}
- West River = Cu⁶⁵, Ag^{107, 109}, Cd¹¹⁴, U²³⁸
- East River = Co⁵⁹, Ni⁶²

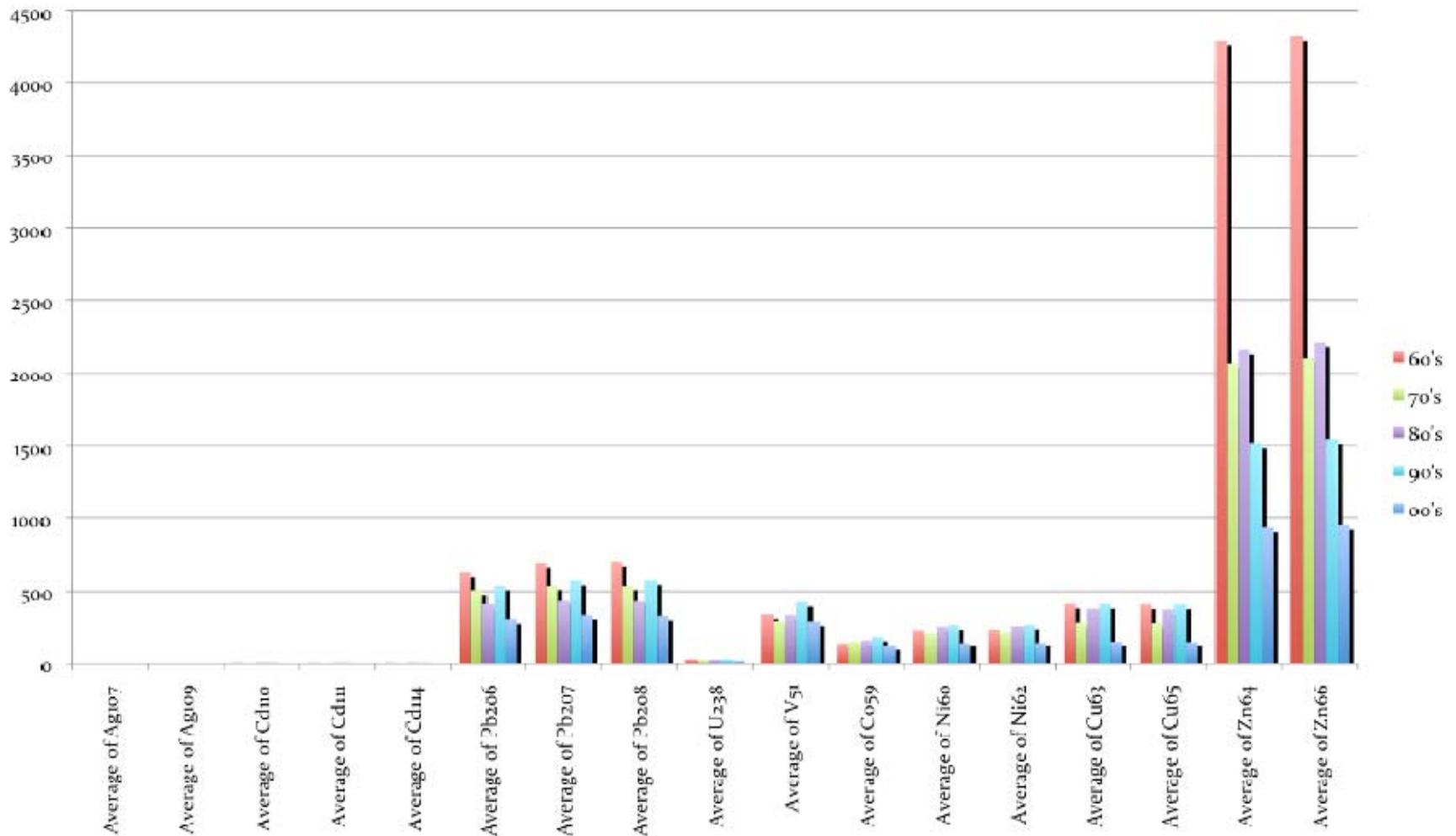


2007 Sediment Samples



2007 Sediment Samples

Trace Metal Average per Rig Year (ppb)



2009 – Year 3

- Otoliths will be collected from natural habitats from FL (middle grounds), LA and TX.
 - 300 FL, 200 LA/TX
- Otoliths will be sectioned, cored and prepared for HR-ICP-MS to determine if reared on platforms.
- If platform signals are detected, a subsample of the opposite otoliths will be used to examine individual annual increments
 - Age at migration
 - MicroMill vs LA-ICP-MS?



Relevance



- These results may contribute to the resolution of the attraction versus production debate by determining an estimate of percent contribution that platform-reared recruits provide to the total adult population.
 - Expected value estimates?
 - Collect any snapper with signature = Importance
- These results, combined with current and future studies, will provide further insight into the role of oil and gas platforms as fish habitat.

Acknowledgments

- Cowan Lab, especially Kirsten Simonsen, Dr. Kevin Boswell, Andy Fischer, Melissa Hedges, and Steve Garner
- David Nieland
- Dr. Alan Shiller
- Steve Tomeny Charters
- Captain Mike Thierry
- Fisherman's Wharf
- NMFS Pascagoula Lab



Reference

Nowling, L. 2005. Platform recruited reef fish, phase I: Do platforms provide habitat that increase the survival of juvenile reef fishes? Master's thesis, Department of Oceanography and Coastal Sciences, Louisiana State University, Baton Rouge, LA.

