

US East Coast offshore wind market, and, Recommendations for regional offshore wind industry development

Selected slides for BOEM NC VA Intergovernmental Renewable Energy Taskforce

Webinar, 23 July 2019

Andy Geissbuehler

US East Coast offshore wind market

Significant market changes since 2017 BOEM NC VA Task Force meeting

New York Charts 9GW by 2035 Offshore Wind Path

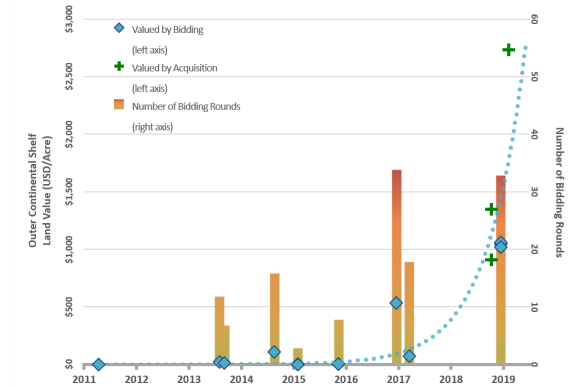
Ørsted Completes Acquisition of Deepwater Wind



Block Island windfarm installation

Shell, EDF Acquire US Wind's New Jersey Lease Area

- Awarded offtake agreements expected to exceed 4 GW in 2019
- New York State nearly quadruples offshore wind policy targets
- Lease area winning bids and acquisitions exponential increase in unit price (USD per acre; see graph at right)
- Numerous strong industrial stakeholders pursuing US market

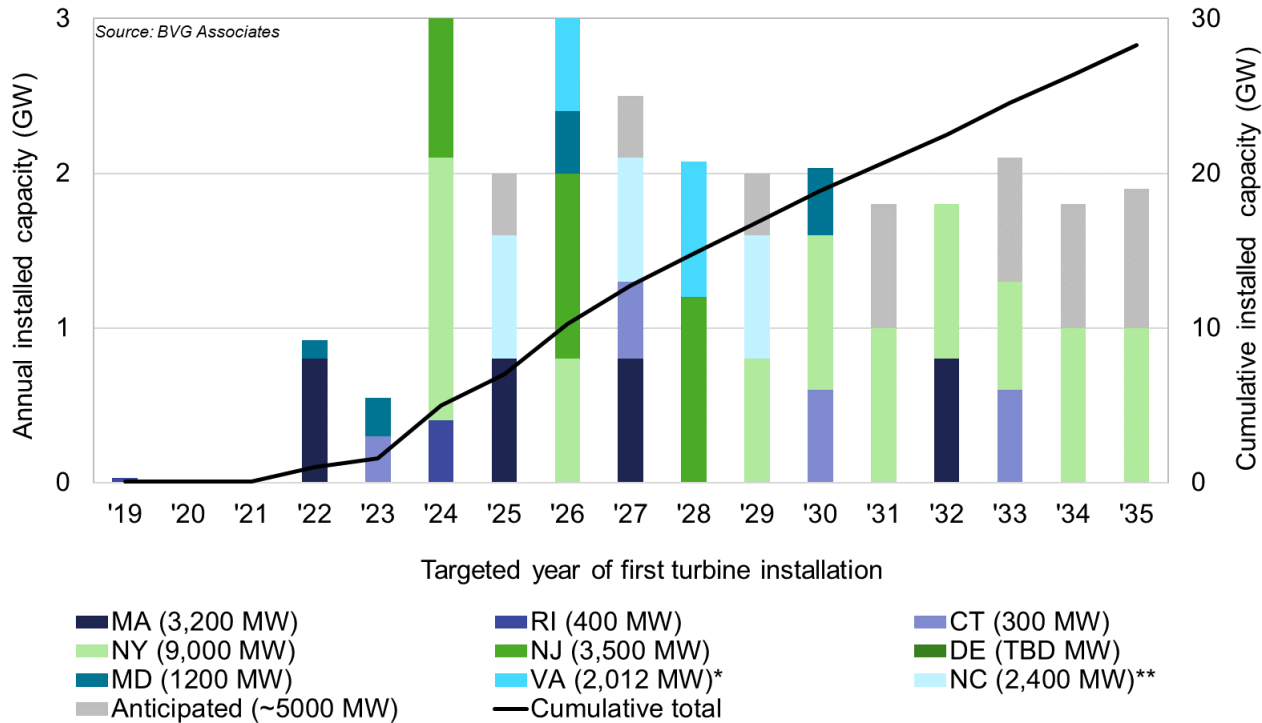


Created by Austin Connito,
Offshore Wind Data Analyst,
Old Dominion University,
based on publicly available
data at
www.boem.gov/Renewable-Energy-State-Activities

US East Coast OSW market: policy targets to 2035

OSW targets announced by East Coast States

Capacity by annual installation (MW)



- State driven offshore wind commitments exceed 21 GW by 2035
- Additional commitments anticipated, currently estimated at 7 GW

*2018 Virginia energy plan calls for 2000MW of offshore wind by 2028

**North Carolina anticipated based on PJM interconnection queue

US East Coast OSW market: policy targets to 2035

OSW targets announced by East Coast States

Auctioned BOEM lease areas (MW) as of Dec 2018

State	Lease No.	Developer	(MW, based on 3MW per km ²)	BOEM Auction
MA	0500	Ørsted (BSW)	3,036	2015
MA	0501	Avangrid/ CIP/ (VW)	2,702	2015
MA	0520	Equinor	2,085	2018
MA	0521	Shell/EDPR (MF)	2,062	2018
MA	0522	CIP/ (VW)	2,143	2018
RI	0486	Ørsted	1,578	2013
RI	0487	Ørsted	1,089	2013
NY	0512	Equinor	1,285	2016
NJ	0499	Shell/EDF (AS)	2,968	2015
NJ	0498	Ørsted	2,598	2015
DE	0482	Ørsted	1,561	2012
MD	0489	US Wind.	530	2014
MD	0490	US Wind	760	2014
VA	0483	Dominion	1,826	2013
NC	0508	Avangrid	1,981	2017
Northern total		15,978	Southern total	12,224
Total			28,203	

Capacity (MW) driven by State policy, expected by 2035

State	MW per 15-yr policy targets	BVGA forecast MW
MA	3,200	3,200
RI	400	430 **
CT	2,000	2,000
NY	9,000	9,000
NJ	3,500	3,500
MD	1,200	1,200
VA	2,000 *	2,012 **
NC		2,400 ***
Anticipated future plans in multiple states	-	~4,500 MW
Total	21,300	~28,000 MW

* 2018 Virginia Energy Plan calls for 2000MW of offshore wind by 2028

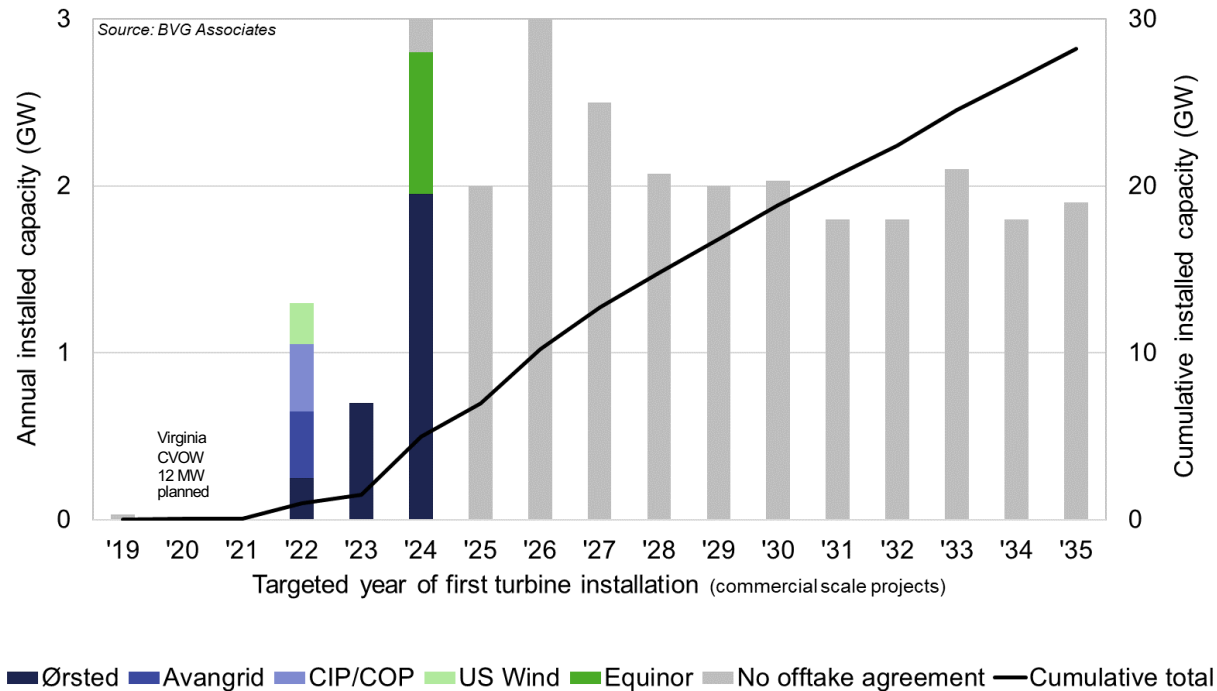
** Includes 30MW Block Island Wind Farm and 12MW CVOW project

*** Based on Avangrid interconnection requests in PJM queue

US East Coast OSW market: offtake agreements to 2035

Offtake agreement status

Capacity by annual installation and developer (MW)



- ~ 5 GW of offtake agreements awarded, with additional GW's expected for 2019
- Cumulative forecast within the currently available lease areas enabling ~ 28 GW

Recommendations for regional offshore wind industry development

US East Coast opportunity



- “PPA’s” awarded: ~ 4.9 GW
- “PPA’s” anticipated for 2019: > 0.8 GW
- 10 year conservative forecast: > 15GW

“Momentum driver” Recommendations

1. Create “**Virginia Office for Offshore Wind**”
2. Work towards a **multi-state regional supply chain cluster**
3. Solicit and attract “**anchor tenant**” companies for major components
4. Enable and grow opportunities through **partnerships and infrastructure**
5. Grow opportunities through **workforce development**

© BVG Associates 2018

Recommendations for regional offshore wind industry development

Integrated team with strong leadership by Governor's Office and DMME

Virginia Governor's Office

Virginia DMME

VEDP

TCE

ODU



VOWDA

Port of Virginia

VMA / VSRA

BVG Associates Project Team

BVGA – Timmons – Ramboll – Business Network - Greentree



© BVG Associates 2018

Thank you

BVG Associates Ltd
The Blackthorn Centre
Purton Road
Cricklade, Swindon
SN6 6HY UK
tel +44 (0) 1793 752 308

info@bvgassociates.com
@bvgassociates
www.bvgassociates.com

BVG Associates Ltd
Inovo
121 George Street
Glasgow
G1 1 RD UK
tel +44 (0) 44 212 0800

BVG Associates LLC
874 Walker Road
Suite C
Dover
Delaware
19904 USA
tel +1 (313) 462 0673

Virginia based contact information

Andy Geissbuehler
Advisory Director
email: amg@bvgassociates.com
mobile: +1 804 405 5156

This presentation and its content is copyright of BVG Associates Limited - © BVG Associates 2019. All rights are reserved.

1. This document is intended for the sole use of the Client who has entered into a written agreement with BVG Associates Ltd or BVG Associates LLP (jointly referred to as "BVGA"). To the extent permitted by law, BVGA assumes no responsibility whether in contract, tort including without limitation negligence, or otherwise howsoever, to third parties (being persons other than the Client), and BVGA shall not be liable for any loss or damage whatsoever suffered by virtue of any act, omission or default (whether arising by negligence or otherwise) by BVGA or any of its employees, subcontractors or agents. A Circulation Classification permitting the Client to redistribute this document shall not thereby imply that BVGA has any liability to any recipient other than the Client.
2. This document is protected by copyright and may only be reproduced and circulated in accordance with the Circulation Classification and associated conditions stipulated in this document and/or in BVGA's written agreement with the Client. No part of this document may be disclosed in any public offering memorandum, prospectus or stock exchange listing, circular or announcement without the express and prior written consent of BVGA.
3. Except to the extent that checking or verification of information or data is expressly agreed within the written scope of its services, BVGA shall not be responsible in any way in connection with erroneous information or data provided to it by the Client or any third party, or for the effects of any such erroneous information or data whether or not contained or referred to in this document.