

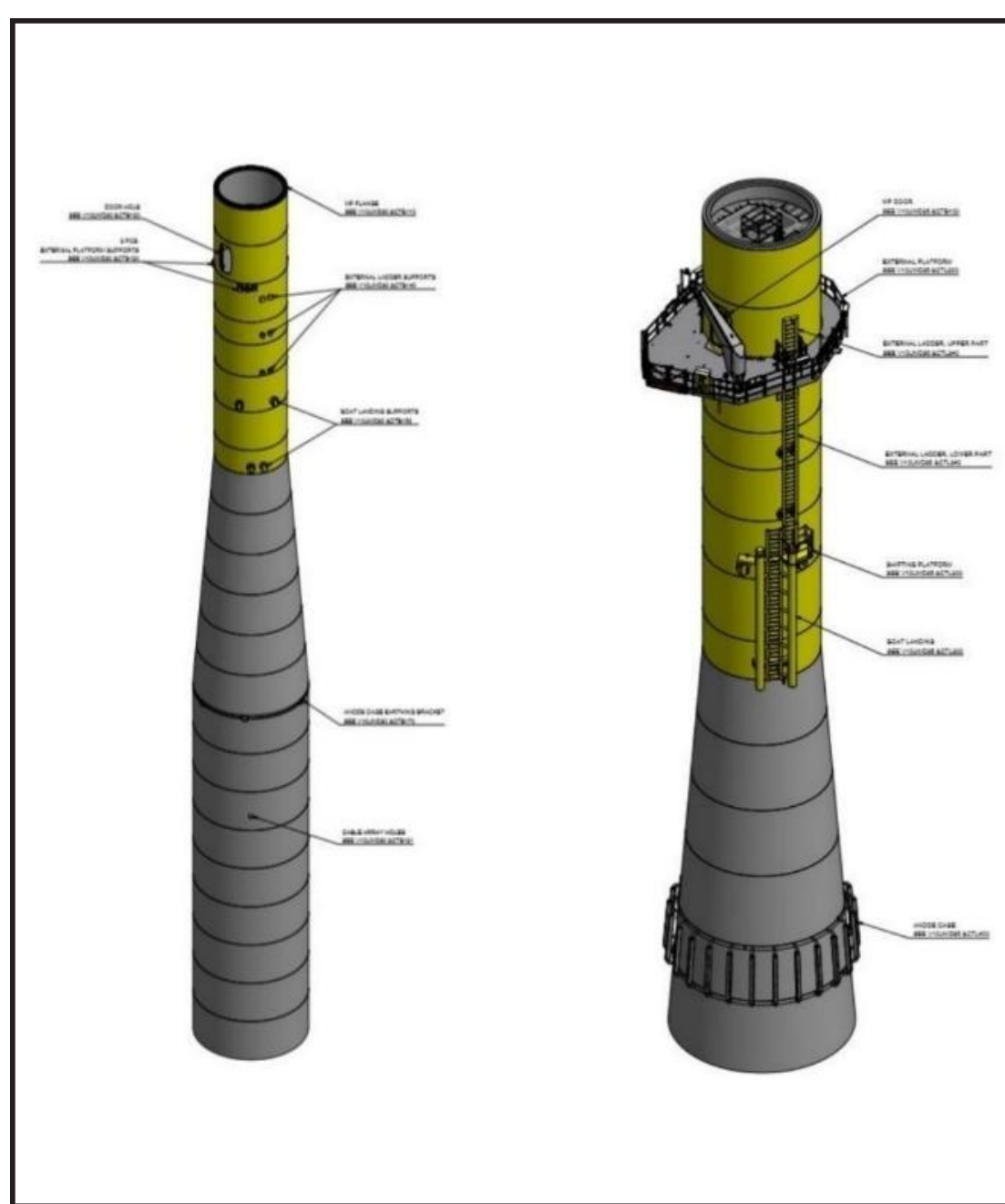


Sunrise Wind Offshore Wind Farm


Project Design Envelope

A project design envelope is a permitting approach that allows a lessee to define a range of design parameters within a Construction and Operations Plan. BOEM then analyzes the maximum impacts that could occur within the range of the design parameters — referred to as the “maximum design scenario.”

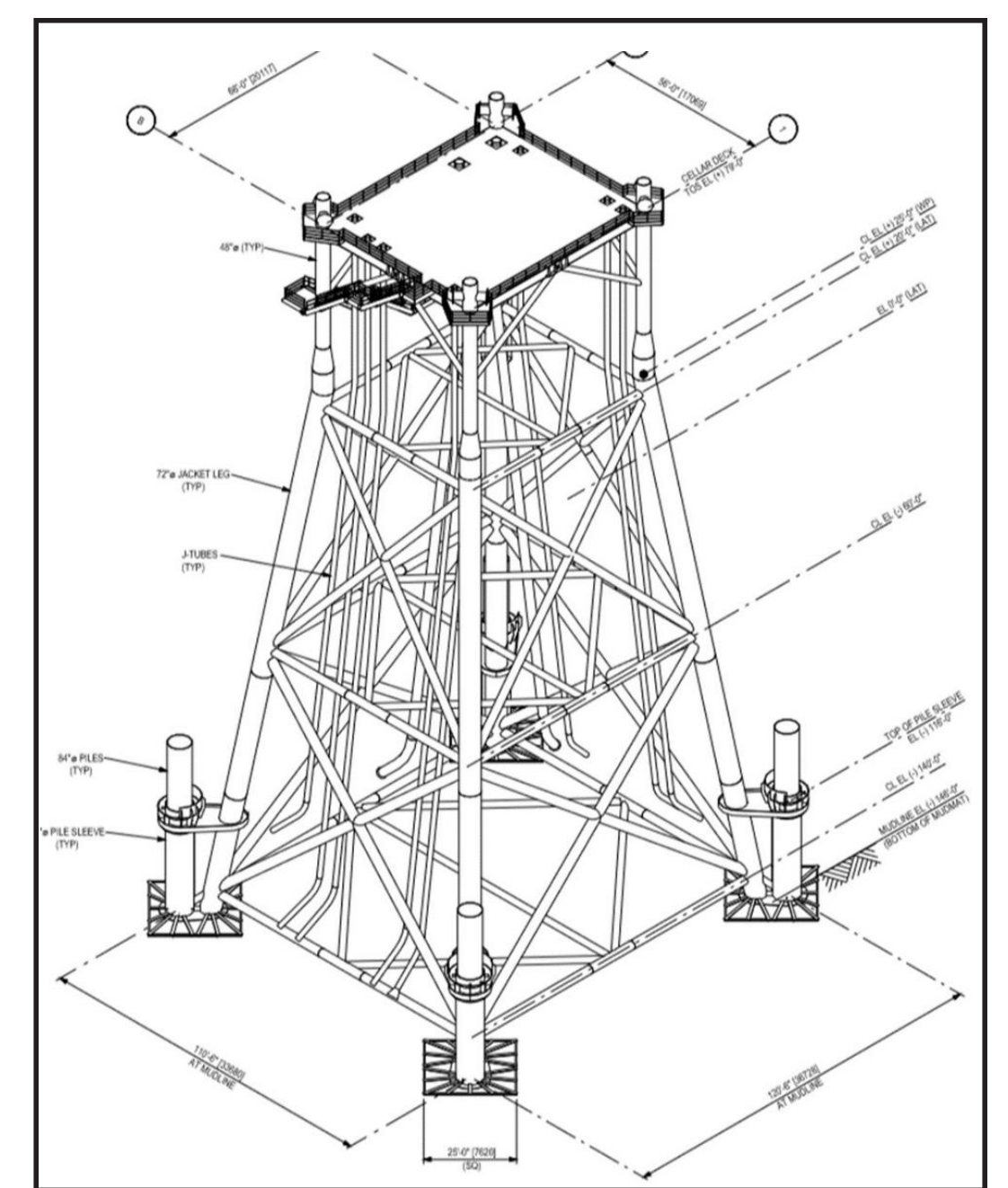
Representative design parameters for the Sunrise Wind project are outlined below. Refer to Sunrise Wind’s Construction and Operations Plan for a detailed explanation of the project design envelope.



Conceptual Monopile



Conceptual Rendering of the WTGs



Conceptual Piled Jacket Foundation

Project Component	Representative Project Design Parameters
Wind Turbine Generators	<ul style="list-style-type: none"> Up to 94 11-MW wind turbine generators at 102 potential positions with rotor diameter up to 656 feet. Upper blade tip height up to 787 feet (AMSL); lowest blade tip height 131.2 feet (AMSL).
Turbine Foundations	<ul style="list-style-type: none"> Monopile foundations with scour protection. Foundation piles installed using impact pile driving and/or vibratory pile driving.
Offshore Substations	<ul style="list-style-type: none"> One offshore converter substation on piled-jacket foundation structure (4 legs). Foundation piles installed using impact pile driving and/or vibratory pile driving techniques.
Inter-Array Cables	<ul style="list-style-type: none"> Maximum 161 kV cables with target burial depth of 3 to 7 feet. Cable protection (e.g., rock placement, concrete or fronded mattresses, rock filter bags, grout bags).
Offshore Export Cables	<ul style="list-style-type: none"> Consist of 2 cables bundled together with fiber optic cable; target burial depth of 3 to 7 feet. Maximum total corridor length of up to 104.6 miles. Armoring or sheathing to protect cable from damage.
Landfalls and Onshore Export Cable System	<ul style="list-style-type: none"> Landfall location at Smith Point County Park, Town of Brookhaven, New York. HDD and trenching techniques planned for installation at landfall.
Onshore Substations and Interconnector Cable	<ul style="list-style-type: none"> One onshore converter station and one onshore interconnection cable with interconnection at existing Holbrook Substation HDD and pipe jacking techniques to be used for underground burial

AMSL = Above Mean Sea Level; kV = kilovolt HDD= Horizontal directional drilling