



See Detail

KOP 3 ASSATEAGUE ISLAND STATE PARK, MARYLAND
PANORAMA VIEW (124°) WITH SIMULATION

Maryland Offshore Wind Project Viewshed Alternative

Sheet 2

VIEWING INSTRUCTIONS: To approximate the field of view represented by a 14.5" panorama it should be printed on an 11" x 17" sheet of paper and viewed from 7 inches away¹. If viewed in a digital format (i.e. on screen) then similar size and distance should be used. In all cases care must be taken to not over or underrepresent the visual contrasts². Typical binocular human field of view is assumed to be 124-degrees horizontal and 55-degrees vertical. See Sheet 1 for citations.



VIEWING INSTRUCTIONS: To approximate the field of view represented by a 15.7" single frame simulation captured with a 50-mm lens it should be printed on an 11" x 17" sheet of paper and viewed from 22 inches away¹. For the most realistic experience when viewing in a digital format, position your computer screen 20" away and adjust the PDF viewing software's zoom so that the calibration bar is 1 inch long:

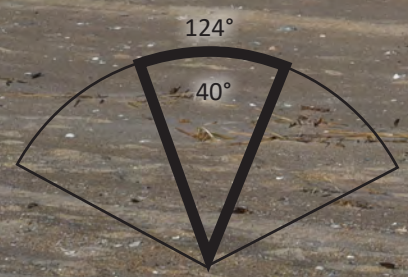
1" Measured On Screen – View from 20" Away

In all cases care must be taken to not over or underrepresent the visual contrasts². Typical binocular human field of view is assumed to be 124-degrees horizontal and 55-degrees vertical. See Sheet 1 for citations.

KOP 3 ASSSATEAGUE ISLAND NATIONAL SEASHORE, MARYLAND
Maryland Offshore Wind Project Viewshed Alternative

SHEET 3 - SINGLE FRAME (50-mm LENS) WITH SIMULATION





KOP 3 ASSSATEAGUE ISLAND NATIONAL SEASHORE, MARYLAND

Maryland Offshore Wind Project Viewshed Alternative

SHEET 4 - SUPPLEMENTAL SIMULATION IN CONDITIONS WITH HIGHEST VISUAL CONTRAST

VIEWING INSTRUCTIONS: To approximate the field of view represented by a 15.7" single frame simulation captured with a 50-mm lens it should be printed on an 11" x 17" sheet of paper and viewed from 22 inches away¹. For the most realistic experience when viewing in a digital format, position your computer screen 20" away and adjust the PDF viewing software's zoom so that the calibration bar is 1 inch long:

1" Measured On Screen – View from 20" Away

In all cases care must be taken to not over or underrepresent the visual contrasts². Typical binocular human field of view is assumed to be 124-degrees horizontal and 55-degrees vertical. See Sheet 1 for citations.



Detail



See Detail

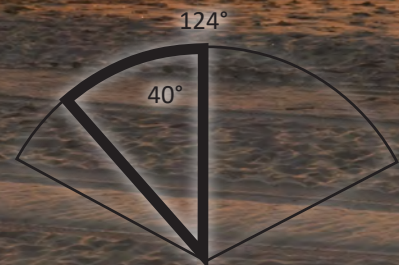
**KOP 22 84TH STREET BEACH, OCEAN CITY MARYLAND
PANORAMA VIEW (124°) WITH SIMULATION**

Maryland Offshore Wind Project Viewshed Alternative

Sheet 2



VIEWING INSTRUCTIONS: To approximate the field of view represented by a 14.5" panorama it should be printed on an 11" x 17" sheet of paper and viewed from 7 inches away¹. If viewed in a digital format (i.e. on screen) then similar size and distance should be used. In all cases care must be taken to not over or underrepresent the visual contrasts². Typical binocular human field of view is assumed to be 124-degrees horizontal and 55-degrees vertical. See Sheet 1 for citations.



VIEWING INSTRUCTIONS: To approximate the field of view represented by a 15.7" single frame simulation captured with a 50-mm lens it should be printed on an 11" x 17" sheet of paper and viewed from 22 inches away¹. For the most realistic experience when viewing in a digital format, position your computer screen 20" away and adjust the PDF viewing software's zoom so that the calibration bar is 1 inch long:

1" Measured On Screen – View from 20" Away

In all cases care must be taken to not over or underrepresent the visual contrasts². Typical binocular human field of view is assumed to be 124-degrees horizontal and 55-degrees vertical. See Sheet 1 for citations.

KOP 22 84TH STREET BEACH, OCEAN CITY MARYLAND
Maryland Offshore Wind Project Viewshed Alternative

SHEET 3 - SINGLE FRAME (50-mm LENS) WITH SIMULATION (LEFT VIEW)





VIEWING INSTRUCTIONS: To approximate the field of view represented by a 15.7" single frame simulation captured with a 50-mm lens it should be printed on an 11" x 17" sheet of paper and viewed from 22 inches away¹. For the most realistic experience when viewing in a digital format, position your computer screen 20" away and adjust the PDF viewing software's zoom so that the calibration bar is 1 inch long:

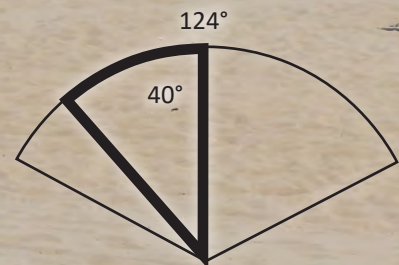
1" Measured On Screen – View from 20" Away

In all cases care must be taken to not over or underrepresent the visual contrasts². Typical binocular human field of view is assumed to be 124-degrees horizontal and 55-degrees vertical. See Sheet 1 for citations.

KOP 22 84TH STREET BEACH, OCEAN CITY MARYLAND
Maryland Offshore Wind Project Viewshed Alternative

SHEET 4 - SINGLE FRAME (50-mm LENS) WITH SIMULATION (RIGHT VIEW)





VIEWING INSTRUCTIONS: To approximate the field of view represented by a 15.7" single frame simulation captured with a 50-mm lens it should be printed on an 11" x 17" sheet of paper and viewed from 22 inches away¹. For the most realistic experience when viewing in a digital format, position your computer screen 20" away and adjust the PDF viewing software's zoom so that the calibration bar is 1 inch long:

1" Measured On Screen – View from 20" Away

In all cases care must be taken to not over or underrepresent the visual contrasts². Typical binocular human field of view is assumed to be 124-degrees horizontal and 55-degrees vertical. See Sheet 1 for citations.

KOP 22 84TH STREET BEACH, OCEAN CITY MARYLAND
Maryland Offshore Wind Project Viewshed Alternative

SHEET 5 - SUPPLEMENTAL SINGLE FRAME (50-mm LENS) WITH SIMULATION





VIEWING INSTRUCTIONS: To approximate the field of view represented by a 15.7" single frame simulation captured with a 50-mm lens it should be printed on an 11" x 17" sheet of paper and viewed from 22 inches away¹. For the most realistic experience when viewing in a digital format, position your computer screen 20" away and adjust the PDF viewing software's zoom so that the calibration bar is 1 inch long:

1" Measured On Screen – View from 20" Away

In all cases care must be taken to not over or underrepresent the visual contrasts². Typical binocular human field of view is assumed to be 124-degrees horizontal and 55-degrees vertical. See Sheet 1 for citations.

KOP 22 84TH STREET BEACH, OCEAN CITY MARYLAND
Maryland Offshore Wind Project Viewshed Alternative

SHEET 6 - SUPPLEMENTAL SINGLE FRAME (50-mm LENS) WITH SIMULATION



Detail



See Detail

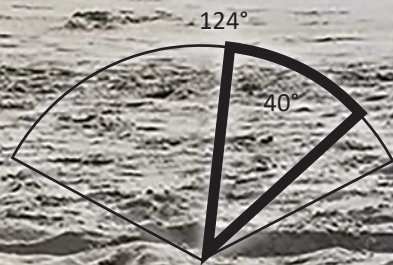
**KOP 16 BETHANY BEACH, DELAWARE
PANORAMA VIEW (124°) WITH SIMULATION**

Maryland Offshore Wind Project Viewshed Alternative

Sheet 2

VIEWING INSTRUCTIONS: To approximate the field of view represented by a 14.5" panorama it should be printed on an 11" x 17" sheet of paper and viewed from 7 inches away¹. If viewed in a digital format (i.e. on screen) then similar size and distance should be used. In all cases care must be taken to not over or underrepresent the visual contrasts². Typical binocular human field of view is assumed to be 124-degrees horizontal and 55-degrees vertical. See Sheet 1 for citations.





VIEWING INSTRUCTIONS: To approximate the field of view represented by a 15.7" single frame simulation captured with a 50-mm lens it should be printed on an 11" x 17" sheet of paper and viewed from 22 inches away¹. For the most realistic experience when viewing in a digital format, position your computer screen 20" away and adjust the PDF viewing software's zoom so that the calibration bar is 1 inch long:

1" Measured On Screen – View from 20" Away

In all cases care must be taken to not over or underrepresent the visual contrasts². Typical binocular human field of view is assumed to be 124-degrees horizontal and 55-degrees vertical. See Sheet 1 for citations.

KOP 16 BETHANY BEACH, DELAWARE
Maryland Offshore Wind Project Viewshed Alternative

SHEET 3 - SINGLE FRAME (50-mm LENS) WITH SIMULATION



Detail



See Detail

**KOP 1 OCEAN CITY BOARDWALK, MARYLAND
PANORAMA VIEW (124°) WITH SIMULATION**

Maryland Offshore Wind Project Viewshed Alternative

Sheet 2



VIEWING INSTRUCTIONS: To approximate the field of view represented by a 14.5" panorama it should be printed on an 11" x 17" sheet of paper and viewed from 7 inches away¹. If viewed in a digital format (i.e. on screen) then similar size and distance should be used. In all cases care must be taken to not over or underrepresent the visual contrasts². Typical binocular human field of view is assumed to be 124-degrees horizontal and 55-degrees vertical. See Sheet 1 for citations.



VIEWING INSTRUCTIONS: To approximate the field of view represented by a 15.7" single frame simulation captured with a 50-mm lens it should be printed on an 11" x 17" sheet of paper and viewed from 22 inches away¹. For the most realistic experience when viewing in a digital format, position your computer screen 20" away and adjust the PDF viewing software's zoom so that the calibration bar is 1 inch long:

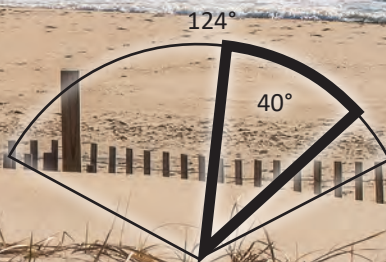
1" Measured On Screen – View from 20" Away

In all cases care must be taken to not over or underrepresent the visual contrasts². Typical binocular human field of view is assumed to be 124-degrees horizontal and 55-degrees vertical. See Sheet 1 for citations.

KOP 1 OCEAN CITY BOARDWALK, MARYLAND
Maryland Offshore Wind Project Viewshed Alternative

SHEET 3 - SINGLE FRAME (50-mm LENS) WITH SIMULATION (LEFT VIEW)





VIEWING INSTRUCTIONS: To approximate the field of view represented by a 15.7" single frame simulation captured with a 50-mm lens it should be printed on an 11" x 17" sheet of paper and viewed from 22 inches away¹. For the most realistic experience when viewing in a digital format, position your computer screen 20" away and adjust the PDF viewing software's zoom so that the calibration bar is 1 inch long:

1" Measured On Screen - View from 20" Away

In all cases care must be taken to not over or underrepresent the visual contrasts². Typical binocular human field of view is assumed to be 124-degrees horizontal and 55-degrees vertical. See Sheet 1 for citations.

KOP 1 OCEAN CITY BOARDWALK, MARYLAND
Maryland Offshore Wind Project Viewshed Alternative

SHEET 4 - SINGLE FRAME (50-mm LENS) WITH SIMULATION (RIGHT VIEW)

